# couplings

ANCHOR®

# Caterpillar Fluid Systems

Caterpillar Fluid Systems manufacture high quality hydraulic hose and coupling for both the **OEM** and **General Market business** sectors.
The Anchor product line incudes **many different configurations of hose and couplings** from small diameters up to the large bore hose products.

# index indice indice Index índice índice içindekiler каталог

# couplings


**08 Anchor Coupling Codification**

**09 Series 1**

One piece coupling no skive ferrule for one and two wire braid hoses

Raccordo prepinzato con boccola no skive per tubi a una e due trecce

Embout pré-serti sans dénudage pour tuyaux une et deux tresses acier

Einteilige Nichtschäl-Armatur für ein- und zweilagige Stahlgeflechtschläuche

Racor prepinzado con casquillo no skive para tubos con uno o dos trenzados

Terminal Pré Prensado com capa no skive para mangueiras com um ou dois trançados de aço

Bir ve iki tel örgülü hortumlar için tek parça yüksüklü soymasız rakor

Муфта из одной части с обжимным кольцом no skive и для многослойной металлической оплетки

| | |
|---|---|
| Metric L-Type Light Series | 10 |
| Metric S-Type Heavy Series | 12 |
| BSP | 14 |
| JIC | 16 |
| ORFS | 20 |
| Flanges Code 61 | 24 |
| Flanges Code 62 | 26 |
| NPTF | 28 |

**29 Series 2**

Two pieces coupling skive ferrule for four spirals hoses

Raccordo due pezzi con boccola skive per tubi a quattro spirali

Embout deux pièces avec dénudage pour tuyaux quatre nappes acier

Zweiteilige Schäl-Armatur für Vierspiralchläuche

Racor de dos piezas con casquillo skive para tubos con cuatro espirales

Terminal duas peças com capa skive para mangueiras quatro espirais de aço

Dış Soymalı hortumlar için Yüksükler

Муфта из двух частей с обжимным кольцом skive для четырехспиральных шлангов

| | |
|---|---|
| Ferrules | 31 |
| Metric L-Type Light Series | 32 |
| Metric S-Type Heavy Series | 34 |
| BSP | 36 |
| JIC | 40 |
| ORFS | 43 |
| Flanges Code 61 | 47 |
| Flanges Code 62 | 49 |
| NPTF | 51 |

**53 Series 3**

Two pieces coupling Interlock ferrule for four and six spirals hoses

Raccordo due pezzi con boccola interlock per tubi a quattro e sei spirali

Embout deux pièces type Interlock pour tuyaux quatre et six nappes acier

Zweiteilige Interlock-Schälarmatur für Vier- und Sechsspiralschläuche

Racor para dos piezas con casquillo interlock para tubos de cuatro a seis espirales

Terminal duas peças com capa interlock para mangueiras quatro e seis espirais de aço

Dört ve altı spiralli hortumlar için iki parça kilitli yüksüklü rakor

Муфта из двух частей с обжимным кольцом Interlock для четырех-шестиспиральных шлангов

| | |
|---|---|
| Ferrules | 55 |
| Metric S-Type Heavy Series | 56 |
| BSP | 58 |
| JIC | 60 |
| ORFS | 62 |
| Flanges Code 61 | 64 |
| Flanges Code 62 | 65 |
| NPTF | 67 |
| | 67 |

ANCHOR BRANDED PRODUCT IS MANUFACTURED FOLLOWING **HIGHEST QUALITY STANDARDS** AND PRODUCTION SPECIFICATION

#1
4-6 NUT BOWL
#2
#4




SAE 100R1AT 3/16"
3625 PSI WP

CAUTION
PINCH POINTS
KEEP HANDS
CLEAR

VOICE ADVI

LOAD-26
0024
0024

# THE ANCHOR BRAND OFFERS PERFORMANCE PRODUCTS AND SYSTEMS SOLUTIONS WITH PERSONALIZED SERVICE



## hoses



## assembling equipment

# Anchor Coupling Codification

A 9-digits "smart-code" describes the couplings nomenclature.

## EXAMPLES

1-pc ORFS female coupling, straight
Jump-size from -6 ( 3/8") hose to -8 (1/2") connection
Back-hexagon

**1 0 R 1 0 8 0 6 H**

- Optional Features (SEE TABLE 4)
- Hose Size
- Connection size in -size or Tube OD
- Angle (SEE TABLE 3)
- Connection Type (SEE TABLE 2)
- Coupling Series (SEE TABLE 1)

Ferrule Series 2 for -8, 4-spiral hoses
External Skive

**8 S 0 0 4 S 0 8**

- Optional Features
- Hose Size
- Hose Type (SEE TABLE 6)
- # of hose-wires
- Ferrule Identification (detailed information on web-site)
- Ferrules Type (SEE TABLE 5)
- Coupling Series (SEE TABLE 1)

**TABLE 1 Anchor2 Couplings Series**

| | |
|---|---|
| 1 | 1-piece couplings, No-Skive for steel-wire braided hoses |
| 2 | 2-piece couplings, External-Skive for 4-spiral hoses |
| 3 | 2-piece couplings, Internal/External Skive Interlock-Style for 4- and 6-spiral |
| 8 | Ferrules for 2-piece Couplings |

**TABLE 2 Main Connection Types** (MORE DETAILS ON THE WEB-SITE)

| Female or Flange connections | | Male connections | |
|---|---|---|---|
| D L | 24° Metric Swivel, light series | C L | 24° Metric cone, light series |
| D H | 24° Metric Swivel, heavy series | C H | 24° Metric cone, heavy series |
| J C | JIC cone 74° | I C | JIC cone 74° |
| O R | ORFS | P R | ORFS Male connector |
| B P | BSPP Swivel 60° | A P | BSPP cone 60° |
| F L | SAE Flange Code 61 | | |
| F S | SAE Flange Code 62 | | |

**TABLE 3 Standard Elbows** (MORE DETAILS ON THE WEB-SITE)

| | |
|---|---|
| 1 | Straight |
| 4 | 45° Elbow |
| 9 | 90° Elbow |

**TABLE 4 Optional Features** (MORE DETAILS ON THE WEB-SITE)

| | | | |
|---|---|---|---|
| S | Short Drop as per SAE J516 | O | O-Ring |
| M | Medium Drop as per SAE J516 | H | Back-Hexagon |
| L | Long Drop as per SAE J516 | N | Free slip-back Nut |

**TABLE 5 Ferrules Type** (MORE DETAILS ON THE WEB-SITE)

| | |
|---|---|
| N | No-Skive |
| S | Skive |
| I | Interlock |

**TABLE 6 Hose Type** (more details on the web-site)

| | |
|---|---|
| B | Braided |
| S | Spiral |
| T | Textile |

# SERIES 1

EN **One piece coupling no skive ferrule for one and two wire braid hoses**
IT **Raccordo prepinzato con boccola no skive per tubi a una e due trecce**
FR **Embout pré-serti sans dénudage pour tuyaux une et deux tresses acier**
DE **Einteilige Nichtschäl-Armatur für ein- und zweilagige Stahlgeflechtschläuche**
ES **Racor prepinzado con casquillo no skive para tubos con uno o dos trenzados**
PT **Terminal Pré Prensado com capa no skive para mangueiras com um ou dois trançados de aço**

This series of couplings fits with the following **Anchor Hose**

**1SN EN 853 / SAE 100 R1 AT**

**1SN EN 853 / SAE 100 R1 AT HIGH-TEMPERATURE 150°C**

**1SN EN 853 / SAE 100 R1 AT HIGH-TEMPERATURE 150°C BLUE COVER**

**2SN EN 853 / SAE 100 R2 AT**

**2SN EN 853 / SAE 100 R2 AT HIGH-TEMPERATURE 150°C**

**2SN EN 853 / SAE 100 R2 AT HIGH-TEMPERATURE 150°C BLUE COVER**

**1SC EN 857**

**2SC EN 857 / SAE 100 R16**

**2SC EN 857 / SAE 100 R16 HIGH-PRESSURE**

**2SC EN 857 / SAE 100 R16 HIGH-PRESSURE TOUGHGUARD™**

**2SC EN 857 PLUS MSHA 120°C**


**2SC EN 857 PLUS MSHA 120°C TOUGHGUARD™**


**R17 SAE 100 R17**


**SUPERCLEAN 21 BLACK COVER**


**SUPERCLEAN 21 BLUE COVER**


**SUPERCLEAN 40 BLACK COVER**


**SUPERCLEAN 40 BLUE COVER**

# 1CL1

**ISO 12 151-2**

ENGLISH
**Metric Male 24° Cone Seat (L-Type Light Series)**
ITALIANO
**Maschio metrico, cono a 24° (serie leggera tipo L)**
FRANÇAIS
**Mâle métrique cône 24° série légère (L)**
DEUTSCH
**24° Dichtkonus (leichte Reihe L) mit metrischem Außengewinde**
ESPAÑOL
**Macho métrico, cono a 24° (serie ligera tipo L)**
PORTUGUÊS
**Macho Métrico, sede 24° (série leve tipo L)**

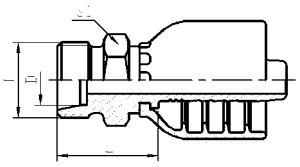

| | T | | L mm | S1 mm | DN | Dash Size | kg/pc | lb/pc |
|---|---|---|---|---|---|---|---|---|
| 1CL10604 | M12X1.5 | 6L | 20.50 | 14.00 | 6 | -4 | 0.05 | 0.11 |
| 1CL10804 | M14X1.5 | 8L | 20.50 | 17.00 | 6 | -4 | 0.05 | 0.11 |
| 1CL11004 | M16X1.5 | 10L | 23.50 | 17.00 | 6 | -4 | 0.05 | 0.11 |
| 1CL10805 | M14X1.5 | 8L | 21.50 | 17.00 | 8 | -5 | On Demand | |
| 1CL11005 | M16X1.5 | 10L | 22.50 | 17.00 | 8 | -5 | 0.06 | 0.13 |
| 1CL11205 | M18X1.5 | 12L | 23.50 | 19.00 | 8 | -5 | 0.06 | 0.13 |
| 1CL11006 | M16X1.5 | 10L | 23.50 | 17.00 | 10 | -6 | On Demand | |
| 1CL11206 | M18X1.5 | 12L | 23.50 | 19.00 | 10 | -6 | 0.07 | 0.15 |
| 1CL11506 | M22X1.5 | 15L | 24.50 | 24.00 | 10 | -6 | 0.09 | 0.20 |
| 1CL11208 | M18X1.5 | 12L | 24.00 | 19.00 | 12 | -8 | 0.09 | 0.20 |
| 1CL11508 | M22X1.5 | 15L | 26.00 | 24.00 | 12 | -8 | 0.11 | 0.24 |
| 1CL11808 | M26X1.5 | 18L | 26.50 | 27.00 | 12 | -8 | 0.13 | 0.29 |
| 1CL11810 | M26X1.5 | 18L | 27.00 | 27.00 | 16 | -10 | 0.15 | 0.33 |
| 1CL12210 | M30X2 | 22L | 30.00 | 32.00 | 16 | -10 | On Demand | |
| 1CL12212 | M30X2 | 22L | 30.00 | 32.00 | 19 | -12 | 0.21 | 0.46 |
| 1CL12812 | M36X2 | 28L | 33.00 | 41.00 | 19 | -12 | 0.26 | 0.57 |
| 1CL12816 | M36X2 | 28L | 33.00 | 41.00 | 25 | -16 | 0.35 | 0.77 |
| 1CL13520 | M45X2 | 35L | 38.00 | 46.00 | 31 | -20 | 0.56 | 1.24 |
| 1CL14224 | M52X2 | 42L | 38.50 | 55.00 | 38 | -24 | 0.87 | 1.92 |



# 1DL1

**ISO 12 151-2**

ENGLISH
**Metric Female 24° Cone O-Ring (L-Type Light Series)**
"N" in last code digit is for solid slip-back nut
ITALIANO
**Femmina metrica, cono a 24° con O-Ring (serie leggera tipo L)**
"N" nell'ultima posizione del codice indica il dado a battuta
FRANÇAIS
**Femelle tournant métrique cône 24° avec joint torique série légère (L)**
Le suffixe N indique un écrou forgé coulissant
DEUTSCH
**24° Dichtkegel mit Überwurfmutter, metrisch (leichte Reihe L)**
N = freie Überwurfmutter
ESPAÑOL
**Hembra métrica, cono a 24° con O-Ring (serie ligera tipo L)**
N en la última posición del código, se indica la tuerca a tope
PORTUGUÊS
**Femea Métrica, sede 24° com O-Ring (série leve tipo L)**
A letra "N" na última posição do código indica porca deslizante

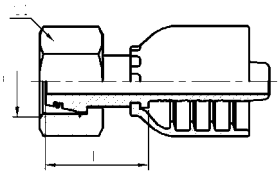

| | T | | L mm | S1 mm | DN | Dash Size | kg/pc | lb/pc |
|---|---|---|---|---|---|---|---|---|
| 1DL10603 | M 12X1.5 | 6L | 26.00 | 14.00 | 5 | -3 | 0.05 | 0.11 |
| 1DL10604 | M 12X1.5 | 6L | 22.00 | 14.00 | 6 | -4 | 0.05 | 0.11 |
| 1DL10804N | M14X1.5 | 8L | 23.50 | 17.00 | 6 | -4 | 0.06 | 0.13 |
| 1DL11004N | M16X1.5 | 10L | 20.50 | 19.00 | 6 | -4 | 0.06 | 0.13 |
| 1DL11005N | M16X1.5 | 10L | 25.50 | 19.00 | 8 | -5 | 0.07 | 0.15 |
| 1DL11006 | M16X1.5 | 10L | 23.50 | 19.00 | 10 | -5 | 0.08 | 0.18 |
| 1DL11205N | M18X1.5 | 12L | 23.50 | 22.00 | 8 | -5 | 0.08 | 0.18 |
| 1DL11206N | M18X1.5 | 12L | 25.50 | 22.00 | 10 | -6 | 0.08 | 0.18 |
| 1DL11506N | M22X1.5 | 15L | 27.00 | 27.00 | 10 | -6 | 0.12 | 0.26 |
| 1DL11208 | M18X1.5 | 12L | 25.00 | 22.00 | 12 | -8 | 0.11 | 0.24 |
| 1DL11508N | M22X1.5 | 15L | 28.50 | 27.00 | 12 | -8 | 0.13 | 0.29 |
| 1DL11808N | M26X1.5 | 18L | 30.00 | 32.00 | 12 | -8 | 0.18 | 0.40 |
| 1DL11810N | M26X1.5 | 18L | 32.00 | 32.00 | 16 | -10 | 0.20 | 0.44 |
| 1DL12212N | M30X2 | 22L | 33.50 | 36.00 | 19 | -12 | 0.26 | 0.57 |
| 1DL12812N | M36X2 | 28L | 35.00 | 41.00 | 19 | -12 | 0.31 | 0.68 |
| 1DL12816N | M36X2 | 28L | 36.00 | 41.00 | 25 | -16 | 0.39 | 0.86 |
| 1DL13520N | M45X2 | 35L | 35.00 | 50.00 | 31 | -20 | 0.62 | 1.37 |
| 1DL14224N | M52X2 | 42L | 38.00 | 60.00 | 38 | -24 | 1.05 | 2.31 |



For assembling instructions, please refer to our website: **www.anchorfluidsystems.com**

# 1DL4

**ISO 12 151-2**

ENGLISH
**Metric Female 24° Cone O-Ring (L-Type Light Series), 45° Elbow**
"N" in last code digit is for solid slip-back nut

ITALIANO
**Femmina metrica, cono a 24° con O-Ring (serie leggera tipo L), curvo a 45°**
"N" nell'ultima posizione del codice indica il dado a battuta

FRANÇAIS
**Femelle tournant métrique cône 24° avec joint torique série légère (L), coude 45°**
Le suffixe N indique un écrou forgé coulissant

DEUTSCH
**24° Dichtkegel mit Überwurfmutter, metrisch (leichte Reihe L), 45°-Bogen**
N = freie Überwurfmutter

ESPAÑOL
**Hembra métrica, cono a 24° con O-Ring (serie ligera tipo L), curvado 45°**
N en la última posición del código, se indica la tuerca a tope

PORTUGUÊS
**Femea Métrica, sede 24° com O-Ring (série leve tipo L), curva 45°**
A letra "N" na última posição do código indica porca deslizante

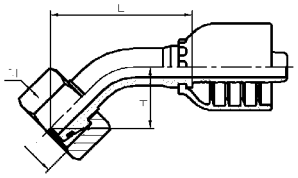

| | T | | L mm | H mm | S1 mm | DN | Dash Size | kg/pc | lb/pc |
|---|---|---|---|---|---|---|---|---|---|
| 1DL40604 | M12X1.5 | 6L | 44.50 | 20.70 | 14.00 | 6 | -4 | 0.06 | 0.13 |
| 1DL40804N | M14X1.5 | 8L | 39.80 | 16.00 | 17.00 | 6 | -4 | 0.06 | 0.13 |
| 1DL41004N | M16X1.5 | 10L | 41.70 | 17.90 | 19.00 | 6 | -4 | 0.07 | 0.15 |
| 1DL41005N | M16X1.5 | 10L | 42.00 | 18.00 | 19.00 | 8 | -5 | 0.08 | 0.18 |
| 1DL41205N | M18X1.5 | 12L | 42.20 | 18.50 | 22.00 | 8 | -5 | On Demand | |
| 1DL41006 | M16X1.5 | 10L | 50.00 | 24.00 | 19.00 | 10 | -6 | 0.10 | 0.22 |
| 1DL41206N | M18X1.5 | 12L | 44.50 | 18.50 | 22.00 | 10 | -6 | 0.10 | 0.22 |
| 1DL41506N | M22X1.5 | 15L | 48.50 | 22.60 | 27.00 | 10 | -6 | 0.14 | 0.31 |
| 1DL41508N | M22X1.5 | 15L | 50.80 | 19.50 | 27.00 | 12 | -8 | 0.17 | 0.38 |
| 1DL41808N | M26X1.5 | 18L | 58.80 | 27.50 | 32.00 | 12 | -8 | On Demand | |
| 1DL41810N | M26X1.5 | 18L | 62.70 | 23.50 | 32.00 | 16 | -10 | 0.25 | 0.55 |
| 1DL42212N | M30X2 | 22L | 68.20 | 25.50 | 36.00 | 19 | -12 | 0.33 | 0.73 |
| 1DL42812N | M36X2 | 28L | 74.30 | 31.60 | 41.00 | 19 | -12 | 0.48 | 1.06 |
| 1DL42816N | M36X2 | 28L | 83.60 | 34.20 | 41.00 | 25 | -16 | 0.53 | 1.17 |
| 1DL43520N | M45X2 | 35L | 99.80 | 39.10 | 50.00 | 31 | -20 | 0.89 | 1.96 |
| 1DL44224N | M52X2 | 42L | 115.00 | 45.30 | 60.00 | 38 | -24 | 1.43 | 3.15 |



# 1DL9

**ISO 12 151-2**

ENGLISH
**Metric Female 24° Cone O-Ring (L-Type Light Series), 90° Elbow**
"N" in last code digit is for solid slip-back nut

ITALIANO
**Femmina metrica, cono a 24° con O-Ring (serie leggera tipo L), curvo a 90°**
"N" nell'ultima posizione del codice indica il dado a battuta

FRANÇAIS
**Femelle tournant métrique cône 24° avec joint torique série légère (L), coude 90°**
Le suffixe N indique un écrou forgé coulissant

DEUTSCH
**24° Dichtkegel mit Überwurfmutter, metrisch (leichte Reihe L), 90°-Bogen**
N = freie Überwurfmutter

ESPAÑOL
**Hembra métrica, cono a 24° con O-Ring (serie ligera tipo L), curvado 90°**
N en la última posición del código, se indica la tuerca a tope

PORTUGUÊS
**Femea Métrica, sede 24° com O-Ring (série leve tipo L), curva 90°**
A letra "N" na última posição do código indica porca deslizante

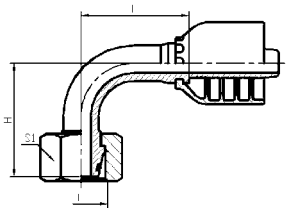

| | T | | L mm | H mm | S1 mm | DN | Dash Size | kg/pc | lb/pc |
|---|---|---|---|---|---|---|---|---|---|
| 1DL90604 | M12X1.5 | 6L | 32.00 | 37.50 | 14.00 | 6 | -4 | 0.06 | 0.13 |
| 1DL90804N | M14X1.5 | 8L | 32.00 | 30.50 | 17.00 | 6 | -4 | On Demand | |
| 1DL91004N | M16X1.5 | 10L | 27.50 | 29.00 | 19.00 | 6 | -4 | 0.07 | 0.15 |
| 1DL91005N | M16X1.5 | 10L | 32.50 | 34.50 | 19.00 | 8 | -5 | 0.08 | 0.18 |
| 1DL91205N | M18X1.5 | 12L | 32.50 | 36.00 | 22.00 | 8 | -5 | On Demand | |
| 1DL91006 | M16X1.5 | 10L | 36.50 | 45.00 | 19.00 | 10 | -6 | 0.11 | 0.24 |
| 1DL91206N | M18X1.5 | 12L | 36.50 | 36.00 | 22.00 | 10 | -6 | On Demand | |
| 1DL91506N | M22X1.5 | 15L | 36.50 | 41.50 | 27.00 | 10 | -6 | 0.14 | 0.31 |
| 1DL91508N | M22X1.5 | 15L | 44.50 | 40.50 | 27.00 | 12 | -8 | 0.17 | 0.38 |
| 1DL91808N | M26X1.5 | 18L | 44.50 | 52.00 | 32.00 | 12 | -8 | On Demand | |
| 1DL91810N | M26X1.5 | 18L | 55.00 | 56.50 | 32.00 | 16 | -10 | 0.27 | 0.60 |
| 1DL92212N | M30X2 | 22L | 62.00 | 62.00 | 36.00 | 19 | -12 | 0.37 | 0.82 |
| 1DL92812N | M36X2 | 28L | 62.00 | 64.00 | 41.00 | 19 | -12 | 0.43 | 0.95 |
| 1DL92816N | M36X2 | 28L | 74.00 | 73.00 | 41.00 | 25 | -16 | 0.61 | 1.34 |
| 1DL93520N | M45X2 | 35L | 91.50 | 78.50 | 50.00 | 31 | -20 | 1.02 | 2.25 |
| 1DL94224N | M52X2 | 42L | 109.00 | 101.00 | 60.00 | 38 | -24 | 1.74 | 3.84 |

# 1CH1

**ISO 12 151-2**

ENGLISH
**Metric Male 24° Cone Seat (S-Type Heavy Series)**

ITALIANO
**Maschio metrico, cono a 24° (serie pesante tipo S)**

FRANÇAIS
**Mâle métrique cône 24° série lourde (S)**

DEUTSCH
**24° Dichtkonus (schwere Reihe S) mit metrischem Außengewinde**

ESPAÑOL
**Macho métrico, cono a 24° (serie pesada tipo S)**

PORTUGUÊS
**Macho Métrico, sede 24° (série pesada tipo S)**

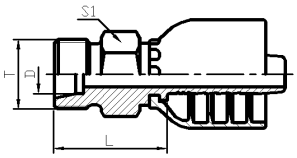

| | T | | L mm | S1 mm | DN | Dash Size | kg/pc | lb/pc |
|---|---|---|---|---|---|---|---|---|
| 1CH10804 | M16X1.5 | 8S | 26.50 | 17.00 | 6 | -4 | 0.06 | 0.13 |
| 1CH11004 | M18X1.5 | 10S | 26.50 | 19.00 | 6 | -4 | 0.07 | 0.15 |
| 1CH10805 | M16X1.5 | 8S | 26.50 | 17.00 | 8 | -5 | On Demand | |
| 1CH11005 | M18X1.5 | 10S | 27.00 | 19.00 | 8 | -5 | On Demand | |
| 1CH11205 | M20X1.5 | 12S | 28.00 | 22.00 | 8 | -5 | 0.09 | 0.20 |
| 1CH11006 | M18X1.5 | 10S | 27.00 | 19.00 | 10 | -6 | On Demand | |
| 1CH11206 | M20X1.5 | 12S | 28.00 | 22.00 | 10 | -6 | 0.10 | 0.22 |
| 1CH11406 | M22X1.5 | 14S | 28.50 | 24.00 | 10 | -6 | On Demand | |
| 1CH11608 | M24X1.5 | 16S | 32.00 | 27.00 | 12 | -8 | 0.15 | 0.33 |
| 1CH12010 | M30X2 | 20S | 36.00 | 32.00 | 16 | -10 | 0.21 | 0.46 |
| 1CH12012 | M30X2 | 20S | 36.00 | 32.00 | 19 | -12 | 0.23 | 0.51 |
| 1CH12512 | M36X2 | 25S | 40.00 | 41.00 | 19 | -12 | On Demand | |
| 1CH12516 | M36X2 | 25S | 41.00 | 41.00 | 25 | -16 | 0.40 | 0.88 |
| 1CH13016 | M42X2 | 30S | 43.00 | 46.00 | 25 | -16 | 0.49 | 1.08 |
| 1CH13820 | M52X2 | 38S | 48.00 | 55.00 | 31 | -20 | 0.78 | 1.72 |



# 1DH1

**ISO 12 151-2**

ENGLISH
**Metric Female 24° Cone O-Ring (S-Type Heavy Series)**
"N" in last code digit is for solid slip-back nut

ITALIANO
**Femmina metrica, cono a 24° con O-Ring (serie pesante tipo S)**
"N" nell'ultima posizione del codice indica il dado a battuta

FRANÇAIS
**Femelle tournant métrique cône 24° avec joint torique série lourde (S)**
Le suffixe N indique un écrou forgé coulissant

DEUTSCH
**24° Dichtkegel mit Überwurfmutter, metrisch (schwere Reihe S)**
N = freie Überwurfmutter

ESPAÑOL
**Hembra métrica, cono a 24° con O-Ring (serie pesada tipo S)**
N en la última posición del código, se indica la tuerca a tope

PORTUGUÊS
**Femea Métrica, sede 24° com O-Ring (série pesada tipo S)**
A letra "N" na última posição do código indica porca deslizante

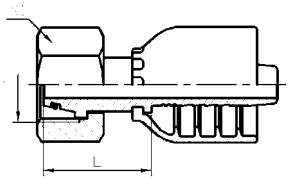

| | T | | L mm | S1 mm | DN | Dash Size | kg/pc | lb/pc |
|---|---|---|---|---|---|---|---|---|
| 1DH10804N | M16X1.5 | 8S | 24.00 | 19.00 | 6 | -4 | 0.06 | 0.13 |
| 1DH11004N | M18X1.5 | 10S | 25.00 | 22.00 | 6 | -4 | 0.07 | 0.15 |
| 1DH10805N | M16X1.5 | 8S | 24.00 | 19.00 | 8 | -5 | On Demand | |
| 1DH11005N | M18X1.5 | 10S | 25.00 | 22.00 | 8 | -5 | 0.09 | 0.20 |
| 1DH11205N | M20X1.5 | 12S | 25.50 | 24.00 | 8 | -5 | 0.09 | 0.20 |
| 1DH11006N | M18X1.5 | 10S | 25.00 | 22.00 | 10 | -6 | 0.08 | 0.18 |
| 1DH11206N | M20X1.5 | 12S | 28.50 | 24.00 | 10 | -6 | 0.10 | 0.22 |
| 1DH11406N | M22X1.5 | 14S | 28.50 | 27.00 | 10 | -6 | On Demand | |
| 1DH11608N | M24X1.5 | 16S | 30.00 | 30.00 | 12 | -8 | 0.16 | 0.35 |
| 1DH12010N | M30X2 | 20S | 36.00 | 36.00 | 16 | -10 | 0.20 | 0.44 |
| 1DH12012N | M30X2 | 20S | 35.00 | 36.00 | 19 | -12 | 0.26 | 0.57 |
| 1DH12512N | M36X2 | 25S | 32.00 | 46.00 | 19 | -12 | 0.37 | 0.82 |
| 1DH12516N | M36X2 | 25S | 36.00 | 46.00 | 25 | -16 | 0.47 | 1.04 |
| 1DH13016N | M42X2 | 30S | 36.00 | 50.00 | 25 | -16 | 0.52 | 1.15 |
| 1DH13820N | M52X2 | 38S | 36.00 | 60.00 | 31 | -20 | 0.80 | 1.76 |
| 1DH13824N | M52X2 | 38S | 38.00 | 60.00 | 38 | -24 | 1.07 | 2.36 |

# 1DH4

**ISO 12 151-2**

ENGLISH
**Metric Female 24° Cone O-Ring (S-Type Heavy Series), 45° Elbow**
"N" in last code digit is for solid slip-back nut

ITALIANO
**Femmina metrica, cono a 24° con O-Ring (serie pesante tipo S), curvo a 45°**
"N" nell'ultima posizione del codice indica il dado a battuta

FRANÇAIS
**Femelle tournant métrique cône 24° avec joint torique série lourde (S), coude 45°**
Le suffixe N indique un écrou forgé coulissant

DEUTSCH
**24° Dichtkegel mit Überwurfmutter, metrisch (schwere Reihe S), 45°-Bogen**
N = freie Überwurfmutter

ESPAÑOL
**Hembra métrica, cono a 24° con O-Ring (serie pesada tipo S), curvado 45°**
N en la última posición del código, se indica la tuerca a tope

PORTUGUÊS
**Femea Métrica, sede 24° com O-Ring (série pesada tipo S), curva 45°**
A letra "N" na última posição do código indica porca deslizante

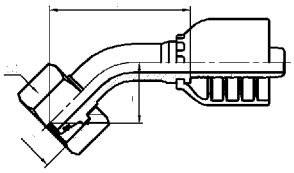

| | T | | L mm | H mm | S1 mm | DN | Dash Size | kg/pc | lb/pc |
|---|---|---|---|---|---|---|---|---|---|
| 1DH40804N | M16X1.5 | 8S | 42.40 | 18.60 | 19.00 | 6 | -4 | 0.07 | 0.15 |
| 1DH41004N | M18X1.5 | 10S | 40.80 | 17.00 | 22.00 | 6 | -4 | 0.08 | 0.18 |
| 1DH41005N | M18X1.5 | 10S | 43.70 | 20.00 | 22.00 | 8 | -5 | 0.10 | 0.22 |
| 1DH41205N | M20X1.5 | 12S | 41.70 | 18.00 | 24.00 | 8 | -5 | 0.11 | 0.24 |
| 1DH41206N | M20X1.5 | 12S | 44.50 | 18.50 | 24.00 | 10 | -6 | 0.12 | 0.26 |
| 1DH41406N | M22X1.5 | 14S | 48.90 | 22.90 | 27.00 | 10 | -6 | On Demand | |
| 1DH41608N | M24X1.5 | 16S | 52.30 | 21.00 | 30.00 | 12 | -8 | 0.19 | 0.42 |
| 1DH42010N | M30X2 | 20S | 64.20 | 25.00 | 36.00 | 16 | -10 | 0.29 | 0.64 |
| 1DH42012N | M30X2 | 20S | 73.20 | 30.50 | 36.00 | 19 | -12 | 0.65 | 1.43 |
| 1DH42512N | M36X2 | 25S | 73.50 | 30.90 | 46.00 | 19 | -12 | 0.45 | 0.99 |
| 1DH42516N | M36X2 | 25S | 83.00 | 33.50 | 46.00 | 25 | -16 | On Demand | |
| 1DH43016N | M42X2 | 30S | 88.00 | 35.10 | 50.00 | 25 | -16 | 0.65 | 1.43 |
| 1DH43820N | M52X2 | 38S | 100.00 | 39.40 | 60.00 | 31 | -20 | 1.03 | 2.27 |



# 1DH9

**ISO 12 151-2**

ENGLISH
**Metric Female 24° Cone O-Ring (S-Type Heavy Series), 90° Elbow**
"N" in last code digit is for solid slip-back nut

ITALIANO
**Femmina metrica, cono a 24° con O-Ring (serie pesante tipo S), curvo a 90°**
"N" nell'ultima posizione del codice indica il dado a battuta

FRANÇAIS
**Femelle tournant métrique cône 24° avec joint torique série lourde (S), coude 90°**
Le suffixe N indique un écrou forgé coulissant

DEUTSCH
**24° Dichtkegel mit Überwurfmutter, metrisch (schwere Reihe S), 90°-Bogen**
N = freie Überwurfmutter

ESPAÑOL
**Hembra métrica, cono a 24° con O-Ring (serie pesada tipo S), curvado 90°**
N en la última posición del código, se indica la tuerca a tope

PORTUGUÊS
**Femea Métrica, sede 24° com O-Ring (série pesada tipo S), curva 90°**
A letra "N" na última posição do código indica porca deslizante

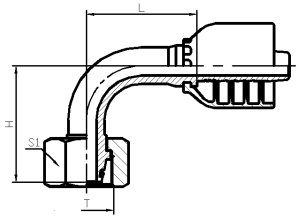

| | T | | L mm | H mm | S1 mm | DN | Dash Size | kg/pc | lb/pc |
|---|---|---|---|---|---|---|---|---|---|
| 1DH90804N | M16X1.5 | 8S | 32.00 | 34.50 | 19.00 | 6 | -4 | 0.07 | 0.15 |
| 1DH91004N | M18X1.5 | 10S | 32.00 | 32.00 | 22.00 | 6 | -4 | 0.08 | 0.18 |
| 1DH91005N | M18X1.5 | 10S | 33.00 | 38.00 | 22.00 | 8 | -5 | 0.10 | 0.22 |
| 1DH91205N | M20X1.5 | 12S | 32.50 | 34.00 | 24.00 | 8 | -5 | 0.11 | 0.24 |
| 1DH91206N | M20X1.5 | 12S | 36.50 | 35.50 | 24.00 | 10 | -6 | 0.13 | 0.29 |
| 1DH91406N | M22X1.5 | 14S | 36.50 | 43.00 | 27.00 | 10 | -6 | On Demand | |
| 1DH91608N | M24X1.5 | 16S | 44.50 | 43.00 | 30.00 | 12 | -8 | 0.21 | 0.46 |
| 1DH92010N | M30X2 | 20S | 55.00 | 49.50 | 36.00 | 16 | -10 | 0.31 | 0.68 |
| 1DH92012N | M30X2 | 20S | 62.00 | 62.50 | 36.00 | 19 | -12 | 0.37 | 0.82 |
| 1DH92512N | M36X2 | 25S | 62.00 | 63.00 | 46.00 | 19 | -12 | 0.49 | 1.08 |
| 1DH92516N | M36X2 | 25S | 74.00 | 72.00 | 46.00 | 25 | -16 | 0.70 | 1.54 |
| 1DH93016N | M42X2 | 30S | 74.00 | 74.00 | 50.00 | 25 | -16 | 0.73 | 1.61 |
| 1DH93820N | M52X2 | 38S | 91.50 | 86.50 | 60.00 | 31 | -20 | 1.18 | 2.60 |

# 1AP1

**BS 5200**

**ISO 12 151-6**

ENGLISH
**BSP Male 60° Cone**
ITALIANO
**Maschio BSP, cono a 60°**
FRANÇAIS
**Mâle BSP cône 60°**
DEUTSCH
**BSP Gewindezapfen 60° Dichtkonus**
ESPAÑOL
**Macho BSP, cono a 60°**
PORTUGUÊS
**Macho BSP, sede 60°**

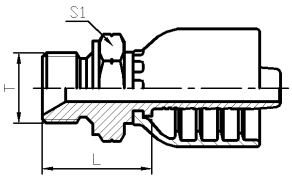

| | T | Dash Size | L mm | S1 mm | DN | Dash Size | kg/pc | lb/pc |
|---|---|---|---|---|---|---|---|---|
| 1AP10404 | G1/4"X19 | -4 | 25.50 | 19.00 | 6 | -4 | 0.06 | 0.13 |
| 1AP10604 | G3/8"X19 | -6 | 27.50 | 22.00 | 6 | -4 | 0.05 | 0.11 |
| 1AP10605 | G3/8"X19 | -6 | 27.50 | 22.00 | 8 | -5 | 0.07 | 0.15 |
| 1AP10606 | G3/8"X19 | -6 | 29.00 | 22.00 | 10 | -6 | 0.08 | 0.18 |
| 1AP10806 | G1/2"X14 | -8 | 32.00 | 27.00 | 10 | -6 | 0.11 | 0.24 |
| 1AP10608 | G3/8"X19 | -6 | 28.00 | 22.00 | 12 | -8 | 0.11 | 0.24 |
| 1AP10808 | G1/2"X14 | -8 | 33.00 | 27.00 | 12 | -8 | 0.14 | 0.31 |
| 1AP11008 | G5/8"X14 | -10 | 34.00 | 30.00 | 12 | -8 | On Demand | |
| 1AP10810 | G1/2"X14 | -8 | 32.00 | 27.00 | 16 | -10 | On Demand | |
| 1AP11010 | G5/8"X14 | -10 | 37.00 | 30.00 | 16 | -10 | 0.18 | 0.40 |
| 1AP11210 | G3/4"X14 | -12 | 37.50 | 32.00 | 16 | -10 | On Demand | |
| 1AP11212 | G3/4"X14 | -12 | 40.00 | 32.00 | 19 | -12 | 0.22 | 0.48 |
| 1AP11612 | G1"X11 | -16 | 44.00 | 41.00 | 19 | -12 | On Demand | |
| 1AP11616 | G1"X11 | -16 | 43.50 | 41.00 | 25 | -16 | 0.40 | 0.88 |
| 1AP12016 | G1.1/4"X11 | -20 | 48.00 | 50.00 | 25 | -16 | On Demand | |
| 1AP12020 | G1.1/4"X11 | -20 | 49.00 | 50.00 | 31 | -20 | On Demand | |
| 1AP12424 | G1.1/2"X11 | -24 | 49.00 | 55.00 | 38 | -24 | 0.96 | 2.12 |
| 1AP13232 | G2"X11 | -32 | 57.00 | 70.00 | 51 | -32 | On Demand | |



# 1BP1

**BS 5200-A**

ENGLISH
**BSP Female Swivel 60° Cone**
ITALIANO
**Femmina BSP, cono a 60°**
FRANÇAIS
**Femelle tournant BSP cône 60°**
DEUTSCH
**BSP 60° Dichtkonus mit Überwurfmutter**
ESPAÑOL
**Hembra BSP, cono a 60°**
PORTUGUÊS
**Femea giratória BSP, sede 60°**

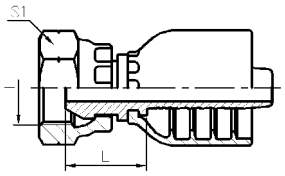

| | T | Dash Size | L mm | S1 mm | DN | Dash Size | kg/pc | lb/pc |
|---|---|---|---|---|---|---|---|---|
| 1BP10204 | G1/8"X28 | -2 | 17.50 | 14.00 | 6 | -4 | 0.05 | 0.11 |
| 1BP10404 | G1/4"X19 | -4 | 19.00 | 19.00 | 6 | -4 | 0.06 | 0.13 |
| 1BP10604 | G3/8"X19 | -6 | 19.50 | 22.00 | 6 | -4 | 0.07 | 0.15 |
| 1BP10405 | G1/4"X19 | -4 | 19.00 | 19.00 | 8 | -5 | 0.07 | 0.15 |
| 1BP10605 | G3/8"X19 | -6 | 19.50 | 22.00 | 8 | -5 | 0.07 | 0.15 |
| 1BP10406 | G1/4"X19 | -4 | 19.00 | 19.00 | 10 | -6 | 0.08 | 0.18 |
| 1BP10606 | G3/8"X19 | -6 | 19.50 | 22.00 | 10 | -6 | 0.08 | 0.18 |
| 1BP10806N | G1/2"X14 | -8 | 20.50 | 27.00 | 10 | -6 | On Demand | |
| 1BP10808 | G1/2"X14 | -8 | 22.00 | 27.00 | 12 | -8 | 0.12 | 0.26 |
| 1BP11008 | G5/8"X14 | -10 | 22.00 | 30.00 | 12 | -8 | 0.16 | 0.35 |
| 1BP11010 | G5/8"X14 | -10 | 23.00 | 30.00 | 16 | -10 | 0.17 | 0.38 |
| 1BP11210 | G3/4"X14 | -12 | 24.00 | 32.00 | 16 | -10 | 0.18 | 0.40 |
| 1BP11212 | G3/4"X14 | -12 | 24.00 | 32.00 | 19 | -12 | 0.20 | 0.44 |
| 1BP11612N | G1"X11 | -16 | 24.00 | 41.00 | 19 | -12 | On Demand | |
| 1BP11616 | G1"X11 | -16 | 26.00 | 41.00 | 25 | -16 | 0.36 | 0.79 |
| 1BP12016 | G1.1/4"X11 | -20 | 30.50 | 50.00 | 25 | -16 | 0.48 | 1.06 |
| 1BP12020 | G1.1/4"X11 | -20 | 31.50 | 50.00 | 31 | -20 | 0.64 | 1.41 |
| 1BP12424 | G1.1/2"X11 | -24 | 31.50 | 55.00 | 38 | -24 | 0.89 | 1.96 |
| 1BP13232 | G2"X11 | -32 | 34.00 | 70.00 | 51 | -32 | 1.46 | 3.22 |



For assembling instructions, please refer to our website: **www.anchorfluidsystems.com**

# 1BP4

**BS 5200 D**

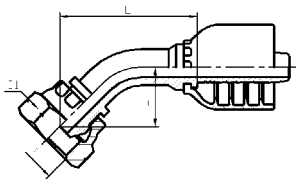

ENGLISH
**BSP Female Swivel 60° Cone, 45° Elbow**
ITALIANO
**Femmina BSP, cono a 60°, curvo a 45°**
FRANÇAIS
**Femelle tournant BSP cône 60°, coude 45°**
DEUTSCH
**BSP 60° Dichtkonus mit Überwurfmutter, 45°-Bogen**
ESPAÑOL
**Hembra BSP, cono a 60°, curvado 45°**
PORTUGUÊS
**Femea giratória BSP, sede 60°, curva 45°**

| | T | Dash Size | L mm | H mm | S1 mm | DN | Dash Size | kg/pc | lb/pc |
|---|---|---|---|---|---|---|---|---|---|
| 1BP40404 | G1/4"X19 | -4 | 38.80 | 15.00 | 19.00 | 6 | -4 | 0.08 | 0.18 |
| 1BP40604 | G3/8"X19 | -6 | 39.80 | 16.00 | 22.00 | 6 | -4 | 0.08 | 0.18 |
| 1BP40605 | G3/8"X19 | -6 | 41.70 | 18.00 | 22.00 | 8 | -5 | 0.09 | 0.20 |
| 1BP40606 | G3/8"X19 | -6 | 44.00 | 18.00 | 22.00 | 10 | -6 | 0.14 | 0.31 |
| 1BP40806 | G1/2"X14 | -8 | 44.00 | 18.00 | 27.00 | 10 | -6 | On Demand | |
| 1BP40808 | G1/2"X14 | -8 | 51.30 | 20.00 | 27.00 | 12 | -8 | 0.17 | 0.38 |
| 1BP41008 | G5/8"X14 | -10 | 54.30 | 23.00 | 30.00 | 12 | -8 | On Demand | |
| 1BP41010 | G5/8"X14 | -10 | 64.20 | 25.00 | 30.00 | 16 | -10 | 0.24 | 0.53 |
| 1BP41210 | G3/4"X14 | -12 | 68.00 | 28.80 | 32.00 | 16 | -10 | 0.25 | 0.55 |
| 1BP41212 | G3/4"X14 | -12 | 73.00 | 30.50 | 32.00 | 19 | -12 | 0.31 | 0.68 |
| 1BP41616 | G1"X11 | -16 | 83.30 | 33.80 | 41.00 | 25 | -16 | 0.53 | 1.17 |
| 1BP42020 | G1.1/4"X11 | -20 | 100.80 | 40.20 | 50.00 | 31 | -20 | 0.90 | 1.98 |
| 1BP42424 | G1.1/2"X11 | -24 | 118.00 | 48.00 | 55.00 | 38 | -24 | 1.38 | 3.04 |
| 1BP43232 | G2"X11 | -32 | 155.00 | 70.00 | 70.00 | 51 | -32 | On Demand | |



# 1BP9

**BS 5200 B**

**12**

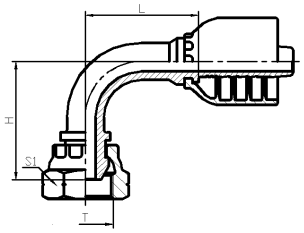

ENGLISH
**BSP Female Swivel 60° Cone, 90° Elbow**
ITALIANO
**Femmina BSP, cono a 60°, curvo a 90°**
FRANÇAIS
**Femelle tournant BSP cône 60°, coude 90°**
DEUTSCH
**BSP 60° Dichtkonus mit Überwurfmutter, 90°-Bogen**
ESPAÑOL
**Hembra BSP, cono a 60°, curvado 90°**
PORTUGUÊS
**Femea giratória BSP, sede 60°, curva 90°**

| | T | Dash Size | L mm | H mm | S1 mm | DN | Dash Size | kg/pc | lb/pc |
|---|---|---|---|---|---|---|---|---|---|
| 1BP90404 | G1/4"X19 | -4 | 32.00 | 28.00 | 19.00 | 6 | -4 | 0.08 | 0.18 |
| 1BP90604 | G3/8"X19 | -6 | 32.00 | 31.00 | 22.00 | 6 | -4 | 0.08 | 0.18 |
| 1BP90605 | G3/8"X19 | -6 | 32.50 | 36.00 | 22.00 | 8 | -5 | 0.10 | 0.22 |
| 1BP90606 | G3/8"X19 | -6 | 36.50 | 34.00 | 22.00 | 10 | -6 | 0.11 | 0.24 |
| 1BP90806 | G1/2"X14 | -8 | 36.50 | 35.00 | 27.00 | 10 | -6 | On Demand | |
| 1BP90808 | G1/2"X14 | -8 | 44.50 | 41.00 | 27.00 | 12 | -8 | 0.18 | 0.40 |
| 1BP91008 | G5/8"X14 | -10 | 44.50 | 45.00 | 30.00 | 12 | -8 | On Demand | |
| 1BP91010 | G5/8"X14 | -10 | 55.00 | 51.00 | 30.00 | 16 | -10 | On Demand | |
| 1BP91210 | G3/4"X14 | -12 | 55.00 | 56.50 | 32.00 | 16 | -10 | 0.27 | 0.60 |
| 1BP91212 | G3/4"X14 | -12 | 62.00 | 58.00 | 32.00 | 19 | -12 | 0.31 | 0.68 |
| 1BP91612 | G1"X11 | -16 | 62.00 | 63.00 | 41.00 | 19 | -12 | On Demand | |
| 1BP91616 | G1"X11 | -16 | 74.00 | 72.00 | 41.00 | 25 | -16 | 0.63 | 1.39 |
| 1BP92016 | G1.1/4"X11 | -20 | 74.00 | 76.00 | 50.00 | 25 | -16 | 0.73 | 1.61 |
| 1BP92020 | G1.1/4"X11 | -20 | 91.50 | 90.00 | 50.00 | 31 | -20 | 1.05 | 2.31 |
| 1BP92424 | G1.1/2"X11 | -24 | 108.00 | 105.00 | 55.00 | 38 | -24 | 1.49 | 3.29 |
| 1BP93232 | G2"X11 | -32 | 133.80 | 140.00 | 70.00 | 51 | -32 | On Demand | |

# 1IC1

**ISO 12 151-5**

ENGLISH
**JIC Male 37° Cone**

ITALIANO
**Maschio JIC, cono a 37°**

FRANÇAIS
**Mâle JIC cône 37°**

DEUTSCH
**JIC Gewindezapfen 37° Dichtkonus**

ESPAÑOL
**Macho JIC, cono a 37°**

PORTUGUÊS
**Macho JIC, sede 37°**

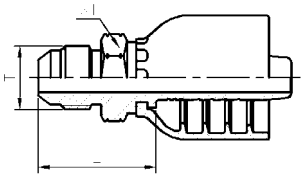

| | T | Dash Size | L mm | S1 mm | DN | Dash Size | kg/pc | lb/pc |
|---|---|---|---|---|---|---|---|---|
| 1IC10404 | 7/16"X20 | -4 | 26.50 | 12.00 | 6 | -4 | 0.05 | 0.11 |
| 1IC10504 | 1/2"X20 | -5 | 26.50 | 14.00 | 6 | -4 | 0.05 | 0.11 |
| 1IC10604 | 9/16"X18 | -6 | 26.50 | 17.00 | 6 | -4 | 0.06 | 0.13 |
| 1IC10505 | 1/2"X20 | -5 | 26.50 | 14.00 | 8 | -5 | 0.06 | 0.13 |
| 1IC10605 | 9/16"X18 | -6 | 26.50 | 17.00 | 8 | -5 | 0.06 | 0.13 |
| 1IC10606 | 9/16"X18 | -6 | 26.50 | 17.00 | 10 | -6 | 0.07 | 0.15 |
| 1IC10806 | 3/4"X16 | -8 | 31.00 | 19.00 | 10 | -6 | 0.10 | 0.22 |
| 1IC11006 | 7/8"X14 | -10 | 34.00 | 24.00 | 10 | -6 | On Demand | |
| 1IC10808 | 3/4"X16 | -8 | 31.50 | 19.00 | 12 | -8 | 0.11 | 0.24 |
| 1IC11008 | 7/8"X14 | -10 | 34.50 | 24.00 | 12 | -8 | 0.13 | 0.29 |
| 1IC11208 | 1.1/16"X12 | -12 | 39.00 | 27.00 | 12 | -8 | On Demand | |
| 1IC11010 | 7/8"X14 | -10 | 35.50 | 24.00 | 16 | -10 | 0.15 | 0.33 |
| 1IC11210 | 1.1/16"X12 | -12 | 40.00 | 27.00 | 16 | -10 | 0.18 | 0.40 |
| 1IC11212 | 1.1/16"X12 | -12 | 40.00 | 27.00 | 19 | -12 | 0.21 | 0.46 |
| 1IC11412 | 1.3/16"X12 | -14 | 40.50 | 32.00 | 19 | -12 | 0.25 | 0.55 |
| 1IC11612 | 1.5/16"X12 | -16 | 42.50 | 36.00 | 19 | -12 | 0.28 | 0.62 |
| 1IC11616 | 1.5/16"X12 | -16 | 43.50 | 36.00 | 25 | -16 | 0.36 | 0.79 |
| 1IC12016 | 1.5/8"X12 | -20 | 47.00 | 46.00 | 25 | -16 | On Demand | |
| 1IC12020 | 1.5/8"X12 | -20 | 47.50 | 46.00 | 31 | -20 | 0.61 | 1.34 |

notes note notes Noten notas notas notlar заметки



For assembling instructions, please refer to our website: **www.anchorfluidsystems.com**

# 1JC1

**ISO 12 151-5**

ENGLISH
**JIC Female Swivel 37° Cone**
"N" in last code digit is for solid slip-back nut

ITALIANO
**Femmina JIC, cono a 37°**
"N" nell'ultima posizione del codice indica il dado a battuta

FRANÇAIS
**Femelle tournant JIC cône 37°**
Le suffixe N indique un écrou forgé coulissant

DEUTSCH
**JIC 37° Dichtkonus mit Überwurfmutter**
N = freie Überwurfmutter

ESPAÑOL
**Hembra JIC, cono a 37°**
N en la última posición del código, se indica la tuerca a tope

PORTUGUÊS
**Femea giratória JIC, sede 37°**
A letra "N" na última posição do código indica porca deslizante

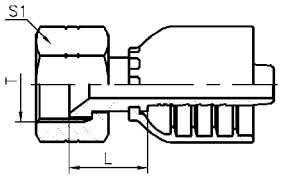

| | T | Dash Size | L mm | S1 mm | DN | Dash Size | kg/pc | lb/pc |
|---|---|---|---|---|---|---|---|---|
| 1JC10403 | 7/16"X20 | -4 | 14.50 | 14.00 | 5 | -3 | 0.04 | 0.09 |
| 1JC10404 | 7/16"X20 | -4 | 15.00 | 14.00 | 6 | -4 | 0.05 | 0.11 |
| 1JC10504 | 1/2 X20 | -5 | 15.50 | 17.00 | 6 | -4 | 0.06 | 0.13 |
| 1JC10604 | 9/16"X18 | -6 | 16.50 | 19.00 | 6 | -4 | 0.06 | 0.13 |
| 1JC10804N | 3/4"X16 | -8 | 18.00 | 22.00 | 6 | -4 | 0.08 | 0.18 |
| 1JC10505 | 1/2"X20 | -5 | 15.50 | 17.00 | 8 | -5 | 0.06 | 0.13 |
| 1JC10605 | 9/16"X18 | -6 | 16.50 | 19.00 | 8 | -5 | 0.07 | 0.15 |
| 1JC10606 | 9/16"X18 | -6 | 16.50 | 19.00 | 10 | -6 | 0.07 | 0.15 |
| 1JC10806 | 3/4"X16 | -8 | 17.50 | 22.00 | 10 | -6 | 0.09 | 0.20 |
| 1JC11006N | 7/8"X14 | -10 | 17.50 | 27.00 | 10 | -6 | 0.11 | 0.24 |
| 1JC10808 | 3/4"X16 | -8 | 18.00 | 22.00 | 12 | -8 | 0.11 | 0.24 |
| 1JC11008 | 7/8"X14 | -10 | 19.00 | 27.00 | 12 | -8 | 0.13 | 0.29 |
| 1JC11208N | 1.1/16"X12 | -12 | 20.00 | 32.00 | 12 | -8 | 0.17 | 0.38 |
| 1JC11010 | 7/8"X14 | -10 | 20.00 | 27.00 | 16 | -10 | 0.15 | 0.33 |
| 1JC11210 | 1.1/16"X12 | -12 | 21.50 | 32.00 | 16 | -10 | 0.18 | 0.40 |
| 1JC11012 | 7/8"X14 | -10 | 20.00 | 27.00 | 19 | -12 | 0.18 | 0.40 |
| 1JC11212 | 1.1/16"X12 | -12 | 21.50 | 32.00 | 19 | -12 | 0.20 | 0.44 |
| 1JC11412 | 1.3/16"X12 | -14 | 21.50 | 36.00 | 19 | -12 | 0.23 | 0.51 |
| 1JC11612N | 1.5/16"X12 | -16 | 22.00 | 41.00 | 19 | -12 | 0.30 | 0.66 |
| 1JC11216 | 1.1/16"X12 | -12 | 23.00 | 32.00 | 25 | -16 | 0.30 | 0.66 |
| 1JC11616 | 1.5/16"X12 | -16 | 23.00 | 41.00 | 25 | -16 | 0.37 | 0.82 |
| 1JC12016 | 1.5/8"X12 | -20 | 25.00 | 50.00 | 25 | -16 | 0.45 | 0.99 |
| 1JC12020 | 1.5/8"X12 | -20 | 26.00 | 50.00 | 31 | -20 | 0.59 | 1.30 |
| 1JC12420N | 1.7/8"X12 | -24 | 26.50 | 60.00 | 31 | -20 | On Demand | |
| 1JC12424 | 1.7/8"X12 | -24 | 27.50 | 60.00 | 38 | -24 | 0.87 | 1.92 |
| 1JC13224N | 2.1/2"X12 | -32 | 27.00 | 75.00 | 38 | -24 | 1.33 | 2.93 |
| 1JC13232N | 2.1/2"X12 | -32 | 27.00 | 75.00 | 51 | -32 | 1.59 | 3.50 |

notes note notes Noten notas notas notlar заметки

# 1JC4

**ISO 12 151-5**

ENGLISH
**JIC Female Swivel 37° Cone, 45° Elbow**
"N" in last code digit is for solid slip-back nut

ITALIANO
**Femmina JIC, cono a 37°, curvo a 45°**
"N" nell'ultima posizione del codice indica il dado a battuta

FRANÇAIS
**Femelle tournant JIC cône 37°, coude 45°**
Le suffixe N indique un écrou forgé coulissant

DEUTSCH
**JIC 37° Dichtkonus mit Überwurfmutter, 45°-Bogen**
N = freie Überwurfmutter

ESPAÑOL
**Hembra JIC, cono a 37°, curvado 45°**
N en la última posición del código, se indica la tuerca a tope

PORTUGUÊS
**Femea giratória JIC, sede 37°, curva 45°**
A letra "N" na última posição do código indica porca deslizante

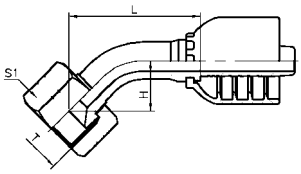

| | T | Dash Size | L mm | H mm | S1 mm | DN | Dash Size | kg/pc | lb/pc |
|---|---|---|---|---|---|---|---|---|---|
| 1JC40404 | 7/16"X20 | -4 | 40.00 | 16.00 | 14.00 | 6 | -4 | 0.06 | 0.13 |
| 1JC40504 | 1/2"X20 | -5 | 40.00 | 16.00 | 17.00 | 6 | -4 | 0.06 | 0.13 |
| 1JC40604N | 9/16"X18 | -6 | 38.20 | 14.40 | 19.00 | 6 | -4 | 0.07 | 0.15 |
| 1JC40505 | 1/2"X20 | -5 | 40.00 | 16.50 | 17.00 | 8 | -5 | 0.07 | 0.15 |
| 1JC40605 | 9/16"X18 | -6 | 40.80 | 17.10 | 19.00 | 8 | -5 | 0.09 | 0.20 |
| 1JC40606 | 9/16"X18 | -6 | 45.70 | 19.80 | 19.00 | 10 | -6 | 0.10 | 0.22 |
| 1JC40806N | 3/4"X16 | -8 | 44.00 | 18.00 | 22.00 | 10 | -6 | 0.10 | 0.22 |
| 1JC41006N | 7/8"X14 | -10 | 44.70 | 18.70 | 27.00 | 10 | -6 | 0.14 | 0.31 |
| 1JC40808 | 3/4"X16 | -8 | 55.00 | 23.60 | 22.00 | 12 | -8 | 0.14 | 0.31 |
| 1JC41008N | 7/8"X14 | -10 | 52.80 | 21.40 | 27.00 | 12 | -8 | 0.17 | 0.38 |
| 1JC41010 | 7/8"X14 | -10 | 64.40 | 25.30 | 27.00 | 16 | -10 | 0.21 | 0.46 |
| 1JC41210N | 1.1/16"X12 | -12 | 63.00 | 23.80 | 32.00 | 16 | -10 | 0.25 | 0.55 |
| 1JC41212 | 1.1/16"X12 | -12 | 71.40 | 28.80 | 32.00 | 19 | -12 | 0.31 | 0.68 |
| 1JC41612N | 1.5/16"X12 | -16 | 69.70 | 27.00 | 41.00 | 19 | -12 | 0.39 | 0.86 |
| 1JC41616 | 1.5/16"X12 | -16 | 81.50 | 32.00 | 41.00 | 25 | -16 | 0.55 | 1.21 |
| 1JC42020 | 1.5/8"X12 | -20 | 92.80 | 32.00 | 50.00 | 31 | -20 | On Demand | |
| 1JC42424 | 1.7/8"X12 | -24 | 113.00 | 42.00 | 60.00 | 38 | -24 | On Demand | |
| 1JC43232 | 2.1/2"X12 | -32 | 136.00 | 51.30 | 75.00 | 51 | -32 | 2.48 | 5.47 |



# 1JC9

**ISO 12 151-5**

ENGLISH
**JIC Female Swivel 37° Cone, 90° Elbow**
"N" in last code digit is for solid slip-back nut

ITALIANO
**Femmina JIC, cono a 37°, curvo a 90°**
"N" nell'ultima posizione del codice indica il dado a battuta

FRANÇAIS
**Femelle tournant JIC cône 37°, coude 90°**
Le suffixe N indique un écrou forgé coulissant

DEUTSCH
**JIC 37° Dichtkonus mit Überwurfmutter, 90°-Bogen**
N = freie Überwurfmutter

ESPAÑOL
**Hembra JIC, cono a 37°, curvado 90°**
N en la última posición del código, se indica la tuerca a tope

PORTUGUÊS
**Femea giratória JIC, sede 37°, curva 90°**
A letra "N" na última posição do código indica porca deslizante

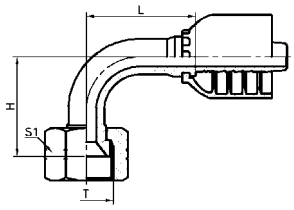

| | T | Dash Size | L mm | H mm | S1 mm | DN | Dash Size | kg/pc | lb/pc |
|---|---|---|---|---|---|---|---|---|---|
| 1JC90404 | 7/16"X20 | -4 | 32.00 | 32.00 | 14.00 | 6 | -4 | On Demand | |
| 1JC90504 | 1/2"X20 | -5 | 32.00 | 31.00 | 17.00 | 6 | -4 | On Demand | |
| 1JC90604 | 9/16"X18 | -6 | 32.00 | 32.50 | 19.00 | 6 | -4 | 0.08 | 0.18 |
| 1JC90505 | 1/2"X20 | -5 | 32.50 | 32.00 | 17.00 | 8 | -5 | 0.08 | 0.18 |
| 1JC90606 | 9/16"X18 | -6 | 36.50 | 38.50 | 19.00 | 10 | -6 | 0.11 | 0.24 |
| 1JC90806 | 3/4"X16 | -8 | 36.50 | 40.00 | 22.00 | 10 | -6 | 0.13 | 0.29 |
| 1JC90808 | 3/4"X16 | -8 | 44.00 | 41.00 | 22.00 | 12 | -8 | 0.17 | 0.38 |
| 1JC91008 | 7/8"X14 | -10 | 44.50 | 46.50 | 27.00 | 12 | -8 | 0.19 | 0.42 |
| 1JC91208N | 1.1/16"X12 | -12 | 44.50 | 45.00 | 32.00 | 12 | -8 | 0.23 | 0.51 |
| 1JC91010 | 7/8"X14 | -10 | 55.00 | 47.00 | 27.00 | 16 | -10 | 0.24 | 0.53 |
| 1JC91210 | 1.1/16"X12 | -12 | 55.00 | 53.00 | 32.00 | 16 | -10 | 0.27 | 0.60 |
| 1JC91212 | 1.1/16"X12 | -12 | 62.00 | 58.00 | 32.00 | 19 | -12 | 0.35 | 0.77 |
| 1JC91612 | 1.5/16"X12 | -16 | 64.00 | 62.00 | 41.00 | 19 | -12 | 0.44 | 0.97 |
| 1JC91616 | 1.5/16"X12 | -16 | 74.00 | 71.00 | 41.00 | 25 | -16 | 0.62 | 1.37 |
| 1JC92016N | 1.5/8"X12 | -20 | 74.00 | 73.00 | 50.00 | 25 | -16 | 0.75 | 1.65 |
| 1JC92020 | 1.5/8"X12 | -20 | 91.50 | 78.00 | 50.00 | 31 | -20 | 0.54 | 1.19 |
| 1JC92424 | 1.7/8"X12 | -24 | 108.00 | 86.00 | 60.00 | 38 | -24 | On Demand | |
| 1JC93232 | 2.1/2"X12 | -32 | 133.80 | 140.00 | 75.00 | 51 | -32 | On Demand | |

# 1JC9-X

**ISO 12 151-5**

ENGLISH
**JIC Female Swivel 37° Cone, 90° Elbow Long Drop**

ITALIANO
**Femmina JIC, cono a 37°, curvo a 90° versione lunga**

FRANÇAIS
**Femelle tournant JIC cône 37°, coude 90° long**

DEUTSCH
**JIC 37° Dichtkonus mit Überwurfmutter, 90°-Bogen Lang**

ESPAÑOL
**Hembra JIC, cono a 37°, curvado 90° versión larga**

PORTUGUÊS
**Femea giratória JIC, sede 37°, curva 90° longa**

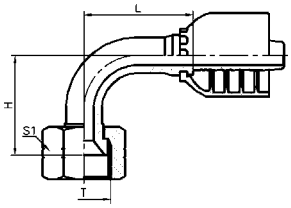

| | T | Dash Size | L mm | H mm | S1 mm | DN | Dash Size | kg/pc | lb/pc |
|---|---|---|---|---|---|---|---|---|---|
| 1JC90604X | 9/16″X18 | -6 | 40.00 | 50.00 | 19.00 | 6 | -4 | 0.10 | 0.22 |
| 1JC90808X | 3/4″X16 | -8 | 44.50 | 64.00 | 22.00 | 13 | -8 | On Demand | |
| 1JC91010X | 7/8″X14 | -10 | 55.00 | 70.00 | 27.00 | 16 | -10 | On Demand | |

notes note notes Noten notas notas notlar заметки

# 1PR1-O

**ISO 12 151-1**

ENGLISH
**ORFS Flat Seat Male O-Ring**

ITALIANO
**Maschio ORFS a faccia piana con O-Ring**

FRANÇAIS
**Mâle ORFS avec joint torique**

DEUTSCH
**ORFS Flachdichtend mit Außengewinde und O-Ring**

ESPAÑOL
**Macho ORFS de cara plana con O-Ring**

PORTUGUÊS
**Macho ORFS, sede plana com O-Ring**

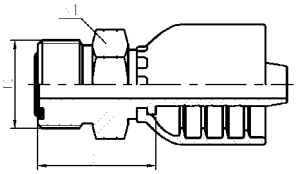

| | T | Dash Size | L mm | S1 mm | DN | Dash Size | kg/pc | lb/pc |
|---|---|---|---|---|---|---|---|---|
| 1PR10404O | 9/16″X18 | -4 | 24.50 | 17.00 | 6 | -4 | 0.06 | 0.13 |
| 1PR10604O | 11/16″X16 | -6 | 25.50 | 19.00 | 6 | -4 | On Demand | |
| 1PR10606O | 11/16″X16 | -6 | 25.50 | 19.00 | 10 | -6 | 0.09 | 0.20 |
| 1PR10808O | 13/16″X16 | -8 | 29.00 | 22.00 | 12 | -8 | 0.12 | 0.26 |
| 1PR11010O | 1″X14 | -10 | 34.50 | 27.00 | 16 | -10 | On Demand | |
| 1PR11212O | 1.3/16″X12 | -12 | 38.00 | 32.00 | 19 | -12 | On Demand | |
| 1PR11616O | 1.7/16″X12 | -16 | 43.50 | 41.00 | 25 | -16 | On Demand | |
| 1PR12020O | 1.11/16″X12 | -20 | 46.50 | 46.00 | 31 | -20 | On Demand | |
| 1PR12424O | 2″X12 | -24 | 50.50 | 55.00 | 38 | -24 | On Demand | |



# 1OR1

ENGLISH
**ORFS Flat Seat Female Swivel**
"N" in last code digit is for solid slip-back nut

ITALIANO
**Femmina ORFS a faccia piana**
"N" nell'ultima posizione del codice indica il dado a battuta

FRANÇAIS
**Femelle tournant ORFS**
Le suffixe N indique un écrou forgé coulissant

DEUTSCH
**ORFS Flachdichted mit Überwurfmutter**
N = freie Überwurfmutter

ESPAÑOL
**Hembra ORFS de cara plana**
N en la última posición del código, se indica la tuerca a tope

PORTUGUÊS
**Femea giratória ORFS, sede plana**
A letra "N" na última posição do código indica porca deslizante

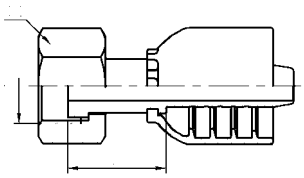

| | T | Dash Size | L mm | S1 mm | DN | Dash Size | kg/pc | lb/pc |
|---|---|---|---|---|---|---|---|---|
| 1OR10404 | 9/16″X18 | -4 | 22.50 | 17.00 | 6 | -4 | 0.07 | 0.15 |
| 1OR10604N | 11/16″X16 | -6 | 22.50 | 22.00 | 6 | -4 | 0.08 | 0.18 |
| 1OR10605N | 11/16″X16 | -6 | 23.50 | 22.00 | 8 | -5 | 0.09 | 0.20 |
| 1OR10606 | 11/16″X16 | -6 | 26.00 | 22.00 | 10 | -6 | 0.09 | 0.20 |
| 1OR10806N | 13/16″X16 | -8 | 25.00 | 24.00 | 10 | -6 | 0.18 | 0.40 |
| 1OR10808 | 13/16″X16 | -8 | 28.50 | 24.00 | 12 | -8 | On Demand | |
| 1OR11008N | 1″X14 | -10 | 29.00 | 30.00 | 12 | -8 | On Demand | |
| 1OR11010N | 1″X14 | -10 | 30.00 | 30.00 | 16 | -10 | 0.19 | 0.42 |
| 1OR11210N | 1.3/16″X12 | -12 | 32.00 | 36.00 | 16 | -10 | 0.25 | 0.55 |
| 1OR11212N | 1.3/16″X12 | -12 | 32.00 | 36.00 | 19 | -12 | 0.27 | 0.60 |
| 1OR11612N | 1.7/16″X12 | -16 | 34.00 | 41.00 | 19 | -12 | 0.32 | 0.70 |
| 1OR11616N | 1.7/16″X12 | -16 | 35.00 | 41.00 | 25 | -16 | 0.40 | 0.88 |
| 1OR12016N | 1.11/16″X12 | -20 | 35.00 | 50.00 | 25 | -16 | On Demand | |
| 1OR12020 | 1.11/16″X12 | -20 | 40.00 | 50.00 | 31 | -20 | 0.64 | 1.41 |
| 1OR12424N | 2″X12 | -24 | 36.50 | 60.00 | 38 | -24 | 1.04 | 2.29 |



For assembling instructions, please refer to our website: **www.anchorfluidsystems.com**

# 1OR1-H

**ISO 12 151-1**

ENGLISH
**ORFS Flat Seat Female Swivel, Back-Hexagon**

ITALIANO
**Femmina ORFS a faccia piana, doppio esagono**

FRANÇAIS
**Femelle tournant ORFS, avec six pans arrière**

DEUTSCH
**ORFS Flachdichted mit Überwurfmutter und Sechskant**

ESPAÑOL
**Hembra ORFS de cara plana, doble hexágono**

PORTUGUÊS
**Femea giratória ORFS, sede plana, com duplo sextavado**

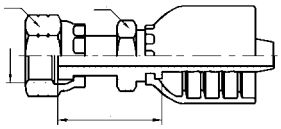

| | T | Dash Size | L mm | S1 mm | S2 mm | DN | Dash Size | kg/pc | lb/pc |
|---|---|---|---|---|---|---|---|---|---|
| 1OR10404H | 9/16"X18 | -4 | 27.50 | 14.00 | 17.00 | 6 | -4 | 0.07 | 0.15 |
| 1OR10604H | 11/16"X16 | -6 | 30.50 | 19.00 | 22.00 | 6 | -4 | 0.09 | 0.20 |
| 1OR10605H | 11/16"X16 | -6 | 30.50 | 19.00 | 22.00 | 8 | -5 | 0.10 | 0.22 |
| 1OR10606H | 11/16"X16 | -6 | 30.50 | 19.00 | 22.00 | 10 | -6 | 0.10 | 0.22 |
| 1OR10806H | 13/16"X16 | -8 | 33.00 | 22.00 | 24.00 | 10 | -6 | 0.14 | 0.31 |
| 1OR11008H | 1"X14 | 10 | 40.00 | 27.00 | 30.00 | 12 | -8 | 0.21 | 0.46 |
| 1OR10808H | 13/16"X16 | -8 | 33.50 | 22.00 | 24.00 | 12 | -8 | 0.15 | 0.33 |
| 1OR11208H | 1.3/16"X12 | -12 | 42.00 | 36.00 | 36.00 | 12 | -8 | 0.27 | 0.60 |
| 1OR11010H | 1"X14 | -10 | 41.00 | 27.00 | 30.00 | 16 | -10 | On Demand | |
| 1OR11210H | 1.3/16"X12 | -12 | 43.00 | 36.00 | 36.00 | 16 | -10 | 0.30 | 0.66 |
| 1OR11012H | 1"X14 | -10 | 41.50 | 27.00 | 30.00 | 19 | -12 | On Demand | |
| 1OR11212H | 1.3/16"X12 | -12 | 45.00 | 36.00 | 36.00 | 19 | -12 | 0.34 | 0.75 |
| 1OR11612H | 1.7/16"X12 | -16 | 45.00 | 41.00 | 41.00 | 19 | -12 | On Demand | |
| 1OR11216H | 1.3/16"X12 | -12 | 44.00 | 36.00 | 36.00 | 25 | -16 | 0.42 | 0.93 |
| 1OR11616H | 1.7/16"X12 | -16 | 46.00 | 41.00 | 41.00 | 25 | -16 | 0.46 | 1.01 |
| 1OR12016H | 1.11/16"X12 | -20 | 49.00 | 50.00 | 50.00 | 25 | -16 | 0.63 | 1.39 |
| 1OR12020H | 1.11/16"X12 | -20 | 50.00 | 50.00 | 50.00 | 31 | -20 | 0.77 | 1.70 |
| 1OR12424H | 2"X12 | -24 | 56.00 | 60.00 | 60.00 | 38 | -24 | 1.34 | 2.95 |



# 1OR4

**ISO 12 151-1**

ENGLISH
**ORFS Flat Seat Female Swivel, 45° SWEM Elbow**
"N" in last code digit is for solid slip-back nut

ITALIANO
**Femmina ORFS a faccia piana, SWEM curvo a 45°**
"N" nell'ultima posizione del codice indica il dado a battuta

FRANÇAIS
**ORFS Flat Seat Female Swivel, SWEM coude 45°**
Le suffixe N indique un écrou forgé coulissant

DEUTSCH
**ORFS Flachdichted mit Überwurfmutter, SWEM 45°-Bogen**
N = freie Überwurfmutter

ESPAÑOL
**Hembra ORFS de cara plana, SWEM curvado 45°**
N en la última posición del código, se indica la tuerca a tope

PORTUGUÊS
**Femea giratória ORFS, sede plana, SWEM curva 45°**
A letra "N" na última posição do código indica porca deslizante

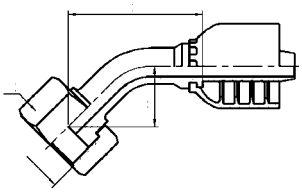

| | T | Dash Size | L mm | H mm | S1 mm | DN | Dash Size | kg/pc | lb/pc |
|---|---|---|---|---|---|---|---|---|---|
| 1OR40404 | 9/16"X18 | -4 | 45.00 | 21.00 | 17.00 | 6 | -4 | On Demand | |
| 1OR40604N | 11/16"X16 | -6 | 39.00 | 14.70 | 22.00 | 6 | -4 | 0.09 | 0.20 |
| 1OR40605N | 11/16"X16 | -6 | 39.50 | 15.70 | 22.00 | 8 | -5 | 0.09 | 0.20 |
| 1OR40606 | 11/16"X16 | -6 | 51.70 | 25.80 | 22.00 | 10 | -6 | 0.12 | 0.26 |
| 1OR40806N | 13/16"X16 | -8 | 44.70 | 18.70 | 24.00 | 10 | -6 | 0.19 | 0.42 |
| 1OR40808 | 13/16"X16 | -8 | 61.60 | 30.30 | 24.00 | 12 | -8 | 0.18 | 0.40 |
| 1OR41008N | 1"X14 | -10 | 52.80 | 21.50 | 30.00 | 12 | -8 | 0.20 | 0.44 |
| 1OR41010 | 1"X14 | -10 | 74.00 | 34.80 | 30.00 | 16 | -10 | 0.25 | 0.55 |
| 1OR41210N | 1.3/16"X12 | -12 | 64.00 | 25.00 | 36.00 | 16 | -10 | 0.29 | 0.64 |
| 1OR41212N | 1.3/16"X12 | -12 | 69.30 | 26.70 | 36.00 | 19 | -12 | On Demand | |
| 1OR41612N | 1.7/16"X12 | -16 | 71.70 | 29.00 | 41.00 | 19 | -12 | 0.40 | 0.88 |
| 1OR41616N | 1.7/16"X12 | -16 | 78.00 | 28.60 | 41.00 | 25 | -16 | 0.57 | 1.26 |
| 1OR42016N | 1.11/16"X12 | -20 | 81.40 | 32.00 | 50.00 | 25 | -16 | 0.67 | 1.48 |
| 1OR42020 | 1.11/16"X12 | -20 | 90.70 | 32.00 | 50.00 | 31 | -20 | 1.02 | 2.25 |
| 1OR42424N | 2"X12 | -24 | 113.10 | 42.00 | 60.00 | 38 | -24 | 1.43 | 3.15 |

# 1OR4-S

**ISO 12 151-1**

ENGLISH
**ORFS Flat Seat Female Swivel, 45° SWES Elbow Short Drop**

ITALIANO
**Femmina ORFS a faccia piana, SWES curvo a 45° versione corta**

FRANÇAIS
**Femelle tournant ORFS, SWES coude 45° court**

DEUTSCH
**ORFS Flachdichted mit Überwurfmutter, SWES 45°-Bogen Kurz**

ESPAÑOL
**Hembra ORFS de cara plana, SWES curvado 45° versión corta**

PORTUGUÊS
**Femea giratória ORFS, sede plana, SWES curva 45° curta**

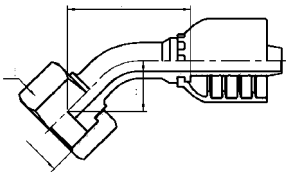

| | T | Dash Size | L mm | H mm | S1 mm | DN | Dash Size | kg/pc | lb/pc |
|---|---|---|---|---|---|---|---|---|---|
| 1OR40404S | 9/16″X18 | -4 | 33.80 | 10.00 | 17.00 | 6 | -4 | On Demand | |
| 1OR40604S | 11/16″X16 | -6 | 34.80 | 11.00 | 22.00 | 6 | -4 | On Demand | |
| 1OR40605S | 11/16″X16 | -6 | 34.00 | 11.00 | 22.00 | 8 | -5 | On Demand | |
| 1OR40606S | 11/16″X16 | -6 | 35.00 | 11.00 | 22.00 | 10 | -6 | On Demand | |
| 1OR40806S | 13/16″X16 | -8 | 41.00 | 15.00 | 24.00 | 10 | -6 | On Demand | |
| 1OR40808S | 13/16″X16 | -8 | 46.00 | 15.00 | 24.00 | 12 | -8 | On Demand | |
| 1OR41008S | 1″X14 | -10 | 46.40 | 16.00 | 30.00 | 12 | -8 | On Demand | |
| 1OR41010S | 1″X14 | -10 | 55.20 | 16.00 | 30.00 | 16 | -10 | On Demand | |
| 1OR41210S | 1.3/16″X12 | -12 | 60.20 | 21.00 | 36.00 | 16 | -10 | On Demand | |
| 1OR41212S | 1.3/16″X12 | -12 | 64.00 | 21.00 | 36.00 | 19 | -12 | On Demand | |
| 1OR41612S | 1.7/16″X12 | -16 | 66.70 | 24.00 | 41.00 | 19 | -12 | On Demand | |
| 1OR41616S | 1.7/16″X12 | -16 | 73.00 | 24.00 | 41.00 | 25 | -16 | On Demand | |
| 1OR42016S | 1.11/16″X12 | -20 | 74.40 | 25.00 | 50.00 | 25 | -16 | On Demand | |
| 1OR42020S | 1.11/16″X12 | -20 | 85.70 | 25.00 | 50.00 | 31 | -20 | On Demand | |
| 1OR42424S | 2″X12 | -24 | 98.00 | 27.00 | 60.00 | 38 | -24 | On Demand | |



# 1OR9

**ISO 12 151-1**

ENGLISH
**ORFS Flat Seat Female Swivel, 90° SWEM Elbow**
"N" in last code digit is for solid slip-back nut

ITALIANO
**Femmina ORFS a faccia piana, SWEM curvo a 90°**
"N" nell'ultima posizione del codice indica il dado a battuta

FRANÇAIS
**ORFS Flat Seat Female Swivel, SWEM coude 90°**
Le suffixe N indique un écrou forgé coulissant

DEUTSCH
**ORFS Flachdichted mit Überwurfmutter, SWEM 90°-Bogen**
N = freie Überwurfmutter

ESPAÑOL
**Hembra ORFS de cara plana, SWEM curvado 90°**
N en la última posición del código, se indica la tuerca a tope

PORTUGUÊS
**Femea giratória ORFS, sede plana, SWEM curva 90°**
A letra "N" na última posição do código indica porca deslizante

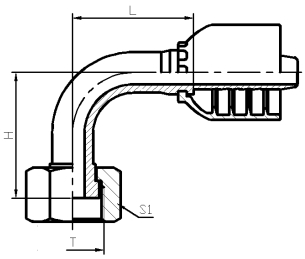

| | T | Dash Size | L mm | H mm | S1 mm | DN | Dash Size | kg/pc | lb/pc |
|---|---|---|---|---|---|---|---|---|---|
| 1OR90404 | 9/16″X18 | -4 | 32.00 | 32.00 | 17.00 | 6 | -4 | 0.08 | 0.18 |
| 1OR90604N | 11/16″X16 | -6 | 33.00 | 38.00 | 22.00 | 6 | -4 | 0.09 | 0.20 |
| 1OR90605N | 11/16″X16 | -6 | 33.00 | 38.00 | 22.00 | 8 | -5 | On Demand | |
| 1OR90606 | 11/16″X16 | -6 | 36.50 | 38.00 | 22.00 | 10 | -6 | 0.12 | 0.26 |
| 1OR90806N | 13/16″X16 | -8 | 36.50 | 41.00 | 24.00 | 10 | -6 | 0.19 | 0.42 |
| 1OR90808 | 13/16″X16 | -8 | 43.50 | 41.00 | 24.00 | 12 | -8 | 0.20 | 0.44 |
| 1OR91008N | 1″X14 | -10 | 43.50 | 47.00 | 30.00 | 12 | -8 | 0.21 | 0.46 |
| 1OR91010 | 1″X14 | -10 | 55.00 | 47.00 | 30.00 | 16 | -10 | 0.27 | 0.60 |
| 1OR91210N | 1.3/16″X12 | -12 | 55.00 | 58.00 | 36.00 | 16 | -10 | 0.31 | 0.68 |
| 1OR91212 | 1.3/16″X12 | -12 | 64.00 | 58.00 | 36.00 | 19 | -12 | 0.43 | 0.95 |
| 1OR91612N | 1.7/16″X12 | -16 | 64.00 | 71.00 | 41.00 | 19 | -12 | 0.42 | 0.93 |
| 1OR91616N | 1.7/16″X12 | -16 | 73.00 | 71.00 | 41.00 | 25 | -16 | 0.54 | 1.19 |
| 1OR92016N | 1.11/16″X12 | -20 | 74.00 | 78.00 | 50.00 | 25 | -16 | 0.61 | 1.34 |
| 1OR92020 | 1.11/16″X12 | -20 | 91.50 | 78.00 | 50.00 | 31 | -20 | 1.10 | 2.42 |
| 1OR92420N | 2″X12 | -24 | 91.50 | 86.00 | 60.00 | 31 | -20 | 1.77 | 3.90 |
| 1OR92424N | 2″X12 | -24 | 109.00 | 86.00 | 60.00 | 38 | -24 | 1.64 | 3.62 |

# 10R9-S

**ISO 12 151-1**

ENGLISH
**ORFS Flat Seat Female Swivel, 90° SWES Elbow Short Drop**

ITALIANO
**Femmina ORFS a faccia piana, SWES curvo a 90° versione corta**

FRANÇAIS
**ORFS Flat Seat Female Swivel, SWES coude 90° court**

DEUTSCH
**ORFS Flachdichted mit Überwurfmutter, SWES 90°-Bogen Kurz**

ESPAÑOL
**Hembra ORFS de cara plana, SWES curvado 90° versión corta**

PORTUGUÊS
**Femea giratória ORFS, sede plana, SWES curva 90° curta**

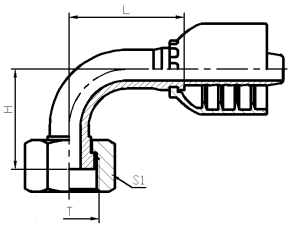

| | T | Dash Size | L mm | H mm | S1 mm | DN | Dash Size | kg/pc | lb/pc |
|---|---|---|---|---|---|---|---|---|---|
| 1OR90404S | 9/16"X18 | -4 | 28.00 | 21.00 | 17.00 | 6 | -4 | On Demand | |
| 1OR90604S | 11/16"X16 | -6 | 32.00 | 23.00 | 22.00 | 6 | -4 | On Demand | |
| 1OR90605S | 11/16"X16 | -6 | 32.50 | 23.00 | 22.00 | 8 | -5 | On Demand | |
| 1OR90606S | 11/16"X16 | -6 | 36.50 | 23.00 | 22.00 | 10 | -6 | On Demand | |
| 1OR90806S | 13/16"X16 | -8 | 36.50 | 29.00 | 24.00 | 10 | -6 | On Demand | |
| 1OR90808S | 13/16"X16 | -8 | 38.50 | 29.00 | 24.00 | 12 | -8 | 0.15 | 0.33 |
| 1OR91008S | 1"X14 | -10 | 38.50 | 32.00 | 30.00 | 12 | -8 | On Demand | |
| 1OR91010S | 1"X14 | -10 | 55.00 | 32.00 | 30.00 | 16 | -10 | On Demand | |
| 1OR91210S | 1.3/16"X12 | -12 | 55.00 | 48.00 | 36.00 | 16 | -10 | On Demand | |
| 1OR91212S | 1.3/16"X12 | -12 | 64.00 | 48.00 | 36.00 | 19 | -12 | On Demand | |
| 1OR91612S | 1.7/16"X12 | -16 | 62.00 | 56.00 | 41.00 | 19 | -12 | On Demand | |
| 1OR91616S | 1.7/16"X12 | -16 | 74.00 | 56.00 | 41.00 | 25 | -16 | On Demand | |
| 1OR92016S | 1.11/16"X12 | -20 | 74.00 | 64.00 | 50.00 | 25 | -16 | On Demand | |
| 1OR92020S | 1.11/16"X12 | -20 | 91.50 | 64.00 | 50.00 | 31 | -20 | On Demand | |
| 1OR92420S | 2"X12 | -24 | 91.50 | 69.00 | 60.00 | 31 | -20 | On Demand | |
| 1OR92424S | 2"X12 | -24 | 108.00 | 69.00 | 60.00 | 38 | -24 | On Demand | |



# 10R9-X

**ISO 12 151-1**

ENGLISH
**ORFS Flat Seat Female Swivel, 90° SWEL Elbow Long Drop**

ITALIANO
**Femmina ORFS a faccia piana, SWEL curvo a 90° versione lunga**

FRANÇAIS
**Femelle tournant ORFS, SWEL coude 90° long**

DEUTSCH
**ORFS Flachdichted mit Überwurfmutter, SWEL 90°-Bogen Lang**

ESPAÑOL
**Hembra ORFS de cara plana, SWEL curvado 90° versión larga**

PORTUGUÊS
**Femea giratória ORFS, sede plana, SWEL curva 90° longa**

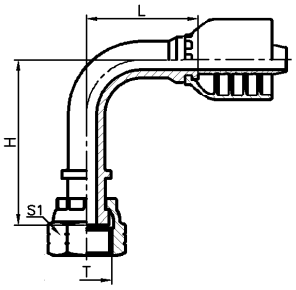

| | T | Dash Size | L mm | H mm | S1 mm | DN | Dash Size | kg/pc | lb/pc |
|---|---|---|---|---|---|---|---|---|---|
| 1OR90404X | 9/16"X18 | -4 | 32.00 | 46.00 | 17.00 | 6 | -4 | On Demand | |
| 1OR90606X | 11/16"X16 | -6 | 36.50 | 54.00 | 22.00 | 10 | -6 | 0.14 | 0.31 |
| 1OR90808X | 13/16"X16 | -8 | 43.50 | 64.00 | 24.00 | 12 | -8 | On Demand | |
| 1OR91010X | 1"X14 | -10 | 55.00 | 70.00 | 30.00 | 16 | -10 | On Demand | |
| 1OR91212X | 1.3/16"X12 | -12 | 62.00 | 96.00 | 36.00 | 19 | -12 | On Demand | |
| 1OR91616X | 1.7/16"X12 | -16 | 74.00 | 114.00 | 41.00 | 25 | -16 | On Demand | |

# 1FL1

ISO 12 151-3

ENGLISH
**SAE Flange Code 61**
ITALIANO
**Flangia SAE Code 61**
FRANÇAIS
**Bride SAE Code 61**
DEUTSCH
**SAE Flansch code 61**
ESPAÑOL
**SAE Brida código 61**
PORTUGUÊS
**Flange SAE código 61**

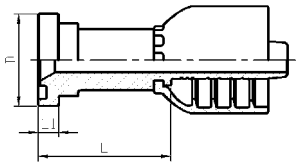

| | | | | | | | | | |
|---|---|---|---|---|---|---|---|---|---|
| | | Dash Size | L mm | | D mm | L1 mm | DN | Dash Size | kg/pc | lb/pc |
| 1FL10808 | 1/2″ | -8 | 46.00 | | 30.20 | 6.73 | 12 | -8 | 0.17 | 0.38 |
| 1FL11208 | 3/4″ | -12 | 47.00 | | 38.10 | 6.73 | 12 | -8 | 0.21 | 0.46 |
| 1FL11210 | 3/4″ | -12 | 48.00 | | 38.10 | 6.73 | 16 | -10 | On Demand | |
| 1FL11212 | 3/4″ | -12 | 48.00 | | 38.10 | 6.73 | 19 | -12 | 0.26 | 0.57 |
| 1FL11612 | 1″ | -16 | 51.00 | | 44.40 | 8.00 | 19 | -12 | 0.32 | 0.70 |
| 1FL11616 | 1″ | -16 | 52.00 | | 44.40 | 8.00 | 25 | -16 | 0.44 | 0.97 |
| 1FL12016 | 1.1/4″ | -20 | 57.00 | | 50.80 | 8.00 | 25 | -16 | 0.48 | 1.06 |
| 1FL12020 | 1.1/4″ | -20 | 58.00 | | 50.80 | 8.00 | 31 | -20 | 0.67 | 1.48 |
| 1FL12420 | 1.1/2″ | -24 | 68.00 | | 60.30 | 8.00 | 31 | -20 | On Demand | |
| 1FL12424 | 1.1/2″ | -24 | 68.00 | | 60.30 | 8.00 | 38 | -24 | 1.08 | 2.38 |
| 1FL13224 | 2″ | -32 | 66.00 | | 71.40 | 9.53 | 38 | -24 | On Demand | |
| 1FL13232 | 2″ | -32 | 70.00 | | 71.40 | 9.53 | 51 | -32 | On Demand | |



# 1FL4

ISO 12 151-3

ENGLISH
**SAE Flange Code 61, 45° Elbow**
ITALIANO
**Flangia SAE Code 61, curvo a 45°**
FRANÇAIS
**Bride SAE Code 61, coude 45°**
DEUTSCH
**SAE Flansch code 61, 45°-Bogen**
ESPAÑOL
**SAE Brida código 61, curvado 45°**
PORTUGUÊS
**Flange SAE código 61, curva 45°**

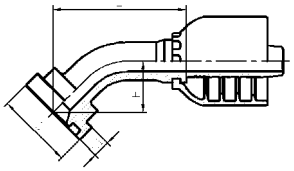

| | | | | | | | | | | |
|---|---|---|---|---|---|---|---|---|---|---|
| | | Dash Size | L mm | H mm | D mm | L1 mm | DN | Dash Size | kg/pc | lb/pc |
| 1FL40808 | 1/2″ | -8 | 50.30 | 19.00 | 30.20 | 6.73 | 12 | -8 | On Demand | |
| 1FL41208 | 3/4″ | -12 | 57.30 | 26.00 | 38.10 | 6.73 | 12 | -8 | 0.20 | 0.44 |
| 1FL41210 | 3/4″ | -12 | 65.20 | 26.00 | 38.10 | 6.73 | 16 | -10 | On Demand | |
| 1FL41212 | 3/4″ | -12 | 68.70 | 26.00 | 38.10 | 6.73 | 19 | -12 | 0.30 | 0.66 |
| 1FL41612 | 1″ | -16 | 74.70 | 32.00 | 44.40 | 8.00 | 19 | -12 | 0.32 | 0.70 |
| 1FL41616 | 1″ | -16 | 81.50 | 32.00 | 44.40 | 8.00 | 25 | -16 | 0.49 | 1.08 |
| 1FL42016 | 1.1/4″ | -20 | 87.40 | 38.00 | 50.80 | 8.00 | 25 | -16 | 0.52 | 1.15 |
| 1FL42020 | 1.1/4″ | -20 | 98.80 | 38.00 | 50.80 | 8.00 | 31 | -20 | 0.78 | 1.72 |
| 1FL42420 | 1.1/2″ | -24 | 104.70 | 44.00 | 60.30 | 8.00 | 31 | -20 | On Demand | |
| 1FL42424 | 1.1/2″ | -24 | 115.00 | 44.00 | 60.30 | 8.00 | 38 | -24 | 1.23 | 2.71 |
| 1FL43224 | 2″ | -32 | 127.00 | 56.00 | 71.40 | 9.53 | 38 | -24 | On Demand | |
| 1FL43232 | 2″ | -32 | 141.00 | 56.00 | 71.40 | 9.53 | 51 | -32 | 2.08 | 4.59 |

# 1FL9

**ISO 12 151-3**

ENGLISH
**SAE Flange Code 61, 90° Elbow**
ITALIANO
**Flangia SAE Code 61, curvo a 90°**
FRANÇAIS
**Bride SAE Code 61, coude 90°**
DEUTSCH
**SAE Flansch code 61, 90°-Bogen**
ESPAÑOL
**SAE Brida código 61, curvado 90°**
PORTUGUÊS
**Flange SAE código 61, curva 90°**

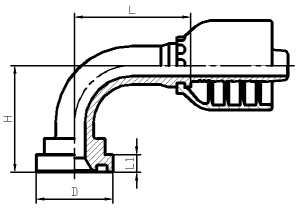

| | | | | | | | | | | |
|---|---|---|---|---|---|---|---|---|---|---|
| | | Dash Size | L mm | H mm | D mm | L1 mm | DN | Dash Size | kg/pc | lb/pc |
| 1FL90808 | 1/2″ | -8 | 44.50 | 40.00 | 30.20 | 6.73 | 12 | -8 | On Demand | |
| 1FL91208 | 3/4″ | -12 | 44.50 | 58.00 | 38.10 | 6.73 | 12 | -8 | 0.21 | 0.46 |
| 1FL91210 | 3/4″ | -12 | 55.00 | 58.00 | 38.10 | 6.73 | 16 | -10 | On Demand | |
| 1FL91212 | 3/4″ | -12 | 62.00 | 58.00 | 38.10 | 6.73 | 19 | -12 | 0.34 | 0.75 |
| 1FL91612 | 1″ | -16 | 62.00 | 70.00 | 44.40 | 8.00 | 19 | -12 | 0.37 | 0.82 |
| 1FL91616 | 1″ | -16 | 74.00 | 70.00 | 44.40 | 8.00 | 25 | -16 | 0.55 | 1.21 |
| 1FL92016 | 1.1/4″ | -20 | 74.00 | 90.00 | 50.80 | 8.00 | 25 | -16 | 2.23 | 4.92 |
| 1FL92020 | 1.1/4″ | -20 | 91.50 | 90.00 | 50.80 | 8.00 | 31 | -20 | 0.91 | 2.01 |
| 1FL92420 | 1.1/2″ | -24 | 91.50 | 104.00 | 60.30 | 8.00 | 31 | -20 | On Demand | |
| 1FL92424 | 1.1/2″ | -24 | 108.00 | 104.00 | 60.30 | 8.00 | 38 | -24 | 1.50 | 3.31 |
| 1FL93224 | 2″ | -32 | 108.00 | 138.00 | 71.40 | 9.53 | 38 | -24 | 1.60 | 3.53 |
| 1FL93232 | 2″ | -32 | 134.00 | 138.00 | 71.40 | 9.53 | 51 | -32 | 2.68 | 5.91 |

notes note notes Noten notas notas notlar заметки

# 1FH1

**ISO 12 151-3**

ENGLISH
**SAE Flange Code 62**
ITALIANO
**Flangia SAE Code 62**
FRANÇAIS
**Bride SAE Code 62**
DEUTSCH
**SAE Flansch code 62**
ESPAÑOL
**SAE Brida código 62**
PORTUGUÊS
**Flange SAE código 62**

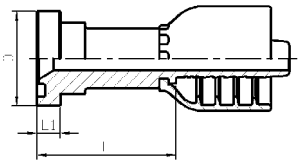

| | | Dash Size | L mm | D mm | L1 mm | DN | Dash Size | kg/pc | lb/pc |
|---|---|---|---|---|---|---|---|---|---|
| 1FH10808 | 1/2″ | -8 | 47.00 | 31.70 | 7.75 | 12 | -8 | On Demand | |
| 1FH11208 | 3/4″ | -12 | 50.00 | 41.30 | 8.76 | 12 | -8 | On Demand | |
| 1FH11210 | 3/4″ | -12 | 51.00 | 41.30 | 8.76 | 16 | -10 | On Demand | |
| 1FH11212 | 3/4″ | -12 | 51.00 | 41.30 | 8.76 | 19 | -12 | On Demand | |
| 1FH11612 | 1″ | -16 | 56.00 | 47.60 | 9.53 | 19 | -12 | On Demand | |
| 1FH11616 | 1″ | -16 | 57.00 | 47.60 | 9.53 | 25 | -16 | On Demand | |
| 1FH12016 | 1.1/4″ | -20 | 65.00 | 54.00 | 10.29 | 25 | -16 | On Demand | |
| 1FH12020 | 1.1/4″ | -20 | 66.00 | 54.00 | 10.29 | 31 | -20 | On Demand | |
| 1FH12420 | 1.1/2″ | -24 | 75.00 | 63.50 | 12.57 | 31 | -20 | On Demand | |
| 1FH12424 | 1.1/2″ | -24 | 75.00 | 63.50 | 12.57 | 38 | -24 | On Demand | |
| 1FH13232 | 2″ | -32 | 85.00 | 79.40 | 12.57 | 51 | -32 | On Demand | |



# 1FH4

**ISO 12 151-3**

ENGLISH
**SAE Flange Code 62, 45° Elbow**
ITALIANO
**Flangia SAE Code 62, curvo a 45°**
FRANÇAIS
**Bride SAE Code 62, coude 45°**
DEUTSCH
**SAE Flansch code 62, 45°-Bogen**
ESPAÑOL
**SAE Brida código 62, curvado 45°**
PORTUGUÊS
**Flange SAE código 62, curva 45°**

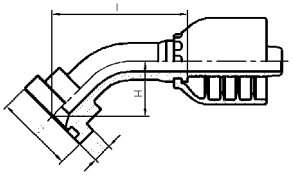

| | | Dash Size | L mm | H mm | D mm | L1 mm | DN | Dash Size | kg/pc | lb/pc |
|---|---|---|---|---|---|---|---|---|---|---|
| 1FH40808 | 1/2″ | -8 | 50.30 | 19.00 | 31.70 | 7.75 | 12 | -8 | On Demand | |
| 1FH41208 | 3/4″ | -12 | 57.30 | 26.00 | 41.30 | 8.76 | 12 | -8 | On Demand | |
| 1FH41210 | 3/4″ | -12 | 65.20 | 26.00 | 41.30 | 8.76 | 16 | -10 | On Demand | |
| 1FH41212 | 3/4″ | -12 | 68.70 | 26.00 | 41.30 | 8.76 | 19 | -12 | 0.34 | 0.75 |
| 1FH41612 | 1″ | -16 | 74.70 | 32.00 | 47.60 | 9.53 | 19 | -12 | 0.40 | 0.88 |
| 1FH41616 | 1″ | -16 | 81.50 | 32.00 | 47.60 | 9.53 | 25 | -16 | On Demand | |
| 1FH42016 | 1.1/4″ | -20 | 87.50 | 38.00 | 54.00 | 10.29 | 25 | -16 | On Demand | |
| 1FH42020 | 1.1/4″ | -20 | 98.80 | 38.00 | 54.00 | 10.29 | 31 | -20 | On Demand | |
| 1FH42420 | 1.1/2″ | -24 | 104.70 | 44.00 | 63.50 | 12.57 | 31 | -20 | On Demand | |
| 1FH42424 | 1.1/2″ | -24 | 115.00 | 44.00 | 63.50 | 12.57 | 38 | -24 | On Demand | |
| 1FH43232 | 2″ | -32 | 141.00 | 56.00 | 79.40 | 12.57 | 51 | -32 | On Demand | |

# 1FH9

**ISO 12 151-3**

ENGLISH
**SAE Flange Code 62, 90° Elbow**
ITALIANO
**Flangia SAE Code 62, curvo a 90°**
FRANÇAIS
**Bride SAE Code 62, coude 90°**
DEUTSCH
**SAE Flansch code 62, 90°-Bogen**
ESPAÑOL
**SAE Brida código 62, curvado 90°**
PORTUGUÊS
**Flange SAE código 62, curva 90°**

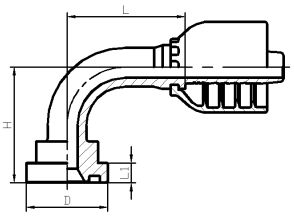

| | | | | | | | | | | |
|---|---|---|---|---|---|---|---|---|---|---|
| | | Dash Size | L mm | H mm | D mm | L1 mm | DN | Dash Size | kg/pc | lb/pc |
| 1FH90808 | 1/2″ | -8 | 44.50 | 40.00 | 31.70 | 7.75 | 12 | -8 | 0.19 | 0.42 |
| 1FH91208 | 3/4″ | -12 | 44.50 | 58.00 | 41.30 | 8.76 | 12 | -8 | On Demand | |
| 1FH91210 | 3/4″ | -12 | 55.00 | 58.00 | 41.30 | 8.76 | 16 | -10 | On Demand | |
| 1FH91212 | 3/4″ | -12 | 62.00 | 58.00 | 41.30 | 8.76 | 19 | -12 | 0.38 | 0.84 |
| 1FH91612 | 1″ | -16 | 62.00 | 70.00 | 47.60 | 9.53 | 19 | -12 | 0.44 | 0.97 |
| 1FH91616 | 1″ | -16 | 74.00 | 70.00 | 47.60 | 9.53 | 25 | -16 | On Demand | |
| 1FH92016 | 1.1/4″ | -20 | 74.00 | 90.00 | 54.00 | 10.29 | 25 | -16 | 0.79 | 1.74 |
| 1FH92020 | 1.1/4″ | -20 | 92.00 | 90.00 | 54.00 | 10.29 | 31 | -20 | On Demand | |
| 1FH92420 | 1.1/2″ | -24 | 91.50 | 104.00 | 63.50 | 12.57 | 31 | -20 | 1.22 | 2.69 |
| 1FH92424 | 1.1/2″ | -24 | 108.00 | 104.00 | 63.50 | 12.57 | 38 | -24 | 1.71 | 3.77 |
| 1FH93232 | 2″ | -32 | 134.00 | 138.00 | 79.40 | 12.57 | 51 | -32 | On Demand | |

notes note notes Noten notas notas notlar заметки

# 1NP1

**SAE J476a**

ENGLISH
**NPTF Male Port Connection**

ITALIANO
**Maschio NPTF**

FRANÇAIS
**Mâle NPTF**

DEUTSCH
**NPTF Einschraubzapfen**

ESPAÑOL
**Macho NPTF**

PORTUGUÊS
**Macho NPTF**

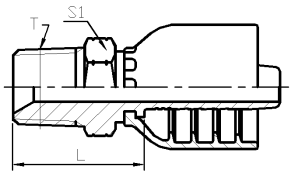

| | T | Dash Size | L mm | S1 mm | DN | Dash Size | kg/pc | lb/pc |
|---|---|---|---|---|---|---|---|---|
| 1NP10204 | NPTF1/8"X27 | -2 | 22.50 | 12.00 | 6 | -4 | 0.04 | 0.09 |
| 1NP10404 | NPTF1/4"X18 | -4 | 28.00 | 14.00 | 6 | -4 | On Demand | |
| 1NP10604 | NPTF3/8"X18 | -6 | 29.50 | 17.00 | 6 | -4 | 0.07 | 0.15 |
| 1NP10804 | NPTF1/2"X14 | -8 | 34.50 | 22.00 | 6 | -4 | 0.09 | 0.20 |
| 1NP10405 | NPTF1/4"X18 | -4 | 28.00 | 14.00 | 8 | -5 | On Demand | |
| 1NP10605 | NPTF3/8"X18 | -6 | 29.50 | 17.00 | 8 | -5 | On Demand | |
| 1NP10406 | NPTF1/4"X18 | -4 | 28.50 | 17.00 | 10 | -6 | 0.07 | 0.15 |
| 1NP10606 | NPTF3/8"X18 | -6 | 30.00 | 17.00 | 10 | -6 | 0.09 | 0.20 |
| 1NP10806 | NPTF1/2"X14 | -8 | 34.50 | 22.00 | 10 | -6 | On Demand | |
| 1NP10608 | NPTF3/8"X18 | -6 | 30.00 | 19.00 | 12 | -8 | 0.10 | 0.22 |
| 1NP10808 | NPTF1/2"X14 | -8 | 35.00 | 22.00 | 12 | -8 | 0.13 | 0.29 |
| 1NP11208 | NPTF3/4"X14 | -12 | 37.50 | 27.00 | 12 | -8 | 0.16 | 0.35 |
| 1NP10810 | NPTF1/2"X14 | -8 | 36.50 | 22.00 | 16 | -10 | 0.14 | 0.31 |
| 1NP11210 | NPTF3/4"X14 | -12 | 38.50 | 27.00 | 16 | -10 | 0.15 | 0.33 |
| 1NP10812 | NPTF1/2"X14 | -8 | 37.00 | 27.00 | 19 | -12 | 0.19 | 0.42 |
| 1NP11212 | NPTF3/4"X14 | -12 | 38.50 | 27.00 | 19 | -12 | 0.21 | 0.46 |
| 1NP11612 | NPTF1"X11.5 | -16 | 47.50 | 36.00 | 19 | -12 | On Demand | |
| 1NP11616 | NPTF1"X11.5 | -16 | 46.00 | 36.00 | 25 | -16 | 0.38 | 0.84 |
| 1NP12020 | NPTF1.1/4"X11.5 | -20 | 50.00 | 46.00 | 31 | -20 | 0.64 | 1.41 |
| 1NP12424 | NPTF1.1/2"X11.5 | -24 | 55.00 | 50.00 | 38 | -24 | On Demand | |
| 1NP13232 | NPTF2"X11.5 | -32 | 58.50 | 65.00 | 51 | -32 | On Demand | |

notes note notes Noten notas notas notlar заметки



For assembling instructions, please refer to our website: **www.anchorfluidsystems.com**

# SERIES 2

EN **Two pieces coupling skive ferrule for four spirals hoses**
IT **Raccordo due pezzi con boccola skive per tubi a quattro spirali**
FR **Embout deux pièces avec dénudage pour tuyaux quatre nappes acier**
DE **Zweiteilige Schäl-Armatur für Vierspiralchläuche**
ES **Racor de dos piezas con casquillo skive para tubos con cuatro espirales**
PT **Terminal duas peças com capa skive para mangueiras quatro espirais de aço**

This series of couplings fits with the following **Anchor Hose**

**4SP EN 856**

**4SP EN 856 MSHA**

**R12 EN 856 / SAE 100 R12 MSHA**

**R12 EN 856 / SAE 100 R12 MSHA TOUGHGUARD™**



ANCHOR

# 8S004S

**Anchor 4SP all sizes**

**Anchor SAE 100 R12 from size -6 to -16**

ENGLISH
**External Skive-Type Ferrules**
ITALIANO
**Boccole Per Tubi a Pelatura Esterna**
FRANÇAIS
**Jupes avec dénudage externe**
DEUTSCH
**Presshülse für Außenschälung**
ESPAÑOL
**Casquillo para tubos con peladura externa**
PORTUGUÊS
**Capas para mangueiras com desbaste externo**

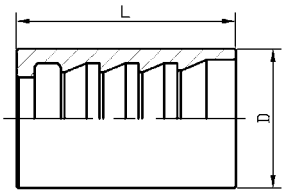

| | L mm | D mm | DN | Dash Size | kg/pc | lb/pc |
|---|---|---|---|---|---|---|
| 8S004S-04 | 37.5 | 22.0 | 6 | -4 | 0.05 | 0.10 |
| 8S004S-06 | 39.0 | 25.5 | 10 | -6 | 0.06 | 0.12 |
| 8S004S-08 | 41.0 | 30.0 | 13 | -8 | 0.09 | 0.20 |
| 8S004S-10 | 43.0 | 34.0 | 16 | -10 | 0.11 | 0.25 |
| 8S004S-12 | 51.0 | 37.0 | 19 | -12 | 0.13 | 0.28 |
| 8S004S-16 | 61.5 | 46.5 | 25 | -16 | 0.25 | 0.56 |
| 8S004S-20 | 67.5 | 57.0 | 32 | -20 | 0.33 | 0.73 |
| 8S004S-24 | 75.0 | 65.0 | 38 | -24 | 0.49 | 1.09 |
| 8S004S-32 | 79.0 | 79.0 | 51 | -32 | 0.7 | 1.55 |



# 8S014S

**Anchor SAE 100 R12 from size -20 to -32**

ENGLISH
**External Skive-Type Ferrules**
ITALIANO
**Boccole Per Tubi a Pelatura Esterna**
FRANÇAIS
**Jupes avec dénudage externe**
DEUTSCH
**Presshülse für Außenschälung**
ESPAÑOL
**Casquillo para tubos con peladura externa**
PORTUGUÊS
**Capas para mangueiras com desbaste externo**

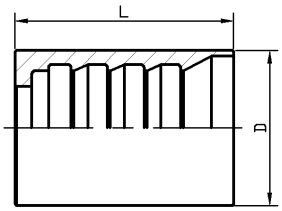

| | L mm | D mm | DN | Dash Size | kg/pc | lb/pc |
|---|---|---|---|---|---|---|
| 8S014S-20 | 67.5 | 55.5 | 32 | -20 | 0.34 | 0.74 |
| 8S014S-24 | 75.0 | 63.5 | 38 | -24 | 0.48 | 1.05 |
| 8S014S-32 | 79.0 | 78.0 | 51 | -32 | 0.7 | 1.54 |

# 2CL1

**ISO 12 151-2**

ENGLISH
**Metric Male 24° Cone Seat (L-Type Light Series)**

ITALIANO
**Maschio metrico, cono a 24° (serie leggera tipo L)**

FRANÇAIS
**Mâle métrique cône 24° série légère (L)**

DEUTSCH
**24° Dichtkonus (leichte Reihe L) mit metrischem Außengewinde**

ESPAÑOL
**Macho métrico, cono a 24° (serie ligera tipo L)**

PORTUGUÊS
**Macho Métrico, sede 24° (série leve tipo L)**

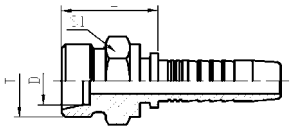

| | T | | L mm | S1 mm | DN | Dash Size | kg/pc | lb/pc |
|---|---|---|---|---|---|---|---|---|
| 2CL10604 | M12X1.5 | 6L | 22.00 | 14.00 | 6 | -4 | On Demand | |
| 2CL10804 | M14X1.5 | 8L | 22.50 | 17.00 | 6 | -4 | 0.02 | 0.04 |
| 2CL11004 | M16X1.5 | 10L | 23.50 | 17.00 | 6 | -4 | On Demand | |
| 2CL11006 | M16X1.5 | 10L | 24.00 | 17.00 | 10 | -6 | On Demand | |
| 2CL11206 | M18X1.5 | 12L | 25.00 | 19.00 | 10 | -6 | 0.04 | 0.09 |
| 2CL11506 | M22X1.5 | 15L | 26.00 | 24.00 | 10 | -6 | 0.05 | 0.11 |
| 2CL11208 | M18X1.5 | 12L | 25.00 | 19.00 | 12 | -8 | On Demand | |
| 2CL11508 | M22X1.5 | 15L | 26.00 | 24.00 | 12 | -8 | 0.07 | 0.15 |
| 2CL11808 | M26X1.5 | 18L | 27.50 | 27.00 | 12 | -8 | On Demand | |
| 2CL11810 | M26X1.5 | 18L | 28.00 | 27.00 | 16 | -10 | 0.08 | 0.18 |
| 2CL12210 | M30X2 | 22L | 30.50 | 32.00 | 16 | -10 | On Demand | |
| 2CL12212 | M30X2 | 22L | 32.50 | 32.00 | 19 | -12 | 0.14 | 0.31 |
| 2CL12816 | M36X2 | 28L | 34.00 | 41.00 | 25 | -16 | On Demand | |
| 2CL13520 | M45X2 | 35L | 38.50 | 46.00 | 31 | -20 | On Demand | |
| 2CL14224 | M52X2 | 42L | 38.50 | 55.00 | 38 | -24 | On Demand | |



# 2DL1

**ISO 12 151-2**

ENGLISH
**Metric Female 24° Cone O-Ring (L-Type Light Series)**
"N" in last code digit is for solid slip-back nut

ITALIANO
**Femmina metrica, cono a 24° con O-Ring (serie leggera tipo L)**
"N" nell'ultima posizione del codice indica il dado a battuta

FRANÇAIS
**Femelle tournant métrique cône 24° avec joint torique série légère (L)**
Le suffixe N indique un écrou forgé coulissant

DEUTSCH
**24° Dichtkegel mit Überwurfmutter, metrisch (leichte Reihe L)**
N = freie Überwurfmutter

ESPAÑOL
**Hembra métrica, cono a 24° con O-Ring (serie ligera tipo L)**
N en la última posición del código, se indica la tuerca a tope

PORTUGUÊS
**Femea Métrica, sede 24° com O-Ring (série leve tipo L)**
A letra "N" na última posição do código indica porca deslizante

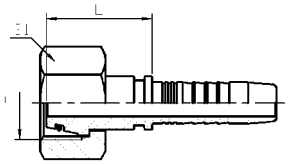



| | T | | L mm | S1 mm | DN | Dash Size | kg/pc | lb/pc |
|---|---|---|---|---|---|---|---|---|
| 2DL10604 | M12X1.5 | 6L | 23.00 | 14.00 | 6 | -4 | On Demand | |
| 2DL10804N | M14X1.5 | 8L | 24.50 | 17.00 | 6 | -4 | 0.03 | 0.07 |
| 2DL11004N | M16X1.5 | 10L | 21.50 | 19.00 | 6 | -4 | On Demand | |
| 2DL11006 | M16X1.5 | 10L | 25.00 | 19.00 | 10 | -6 | On Demand | |
| 2DL11206N | M18X1.5 | 12L | 27.00 | 22.00 | 10 | -6 | 0.05 | 0.11 |
| 2DL11506N | M22X1.5 | 15L | 28.50 | 27.00 | 10 | -6 | 0.09 | 0.20 |
| 2DL11508N | M22X1.5 | 15L | 29.50 | 27.00 | 12 | -8 | 0.10 | 0.22 |
| 2DL11808N | M26X1.5 | 18L | 32.00 | 32.00 | 12 | -8 | On Demand | |
| 2DL11810N | M26X1.5 | 18L | 32.50 | 32.00 | 16 | -10 | 0.14 | 0.31 |
| 2DL12212N | M30X2 | 22L | 35.00 | 36.00 | 19 | -16 | 0.19 | 0.42 |
| 2DL12816N | M36X2 | 28L | 37.00 | 41.00 | 25 | -16 | 0.29 | 0.64 |
| 2DL13520N | M45X2 | 35L | 35.00 | 50.00 | 31 | -20 | 0.42 | 0.93 |
| 2DL14224N | M52X2 | 42L | 38.00 | 60.00 | 38 | -24 | 0.28 | 0.62 |

# 2DL4

**ISO 12 151-2**

ENGLISH
**Metric Female 24° Cone O-Ring (L-Type Light Series), 45° Elbow**
"N" in last code digit is for solid slip-back nut

ITALIANO
**Femmina metrica, cono a 24° con O-Ring (serie leggera tipo L), curvo a 45°**
"N" nell'ultima posizione del codice indica il dado a battuta

FRANÇAIS
**Femelle tournant métrique cône 24° avec joint torique série légère (L), coude 45°**
Le suffixe N indique un écrou forgé coulissant

DEUTSCH
**24° Dichtkegel mit Überwurfmutter, metrisch (leichte Reihe L), 45°-Bogen**
N = freie Überwurfmutter

ESPAÑOL
**Hembra métrica, cono a 24° con O-Ring (serie ligera tipo L), curvado 45°**
N en la última posición del código, se indica la tuerca a tope

PORTUGUÊS
**Femea Métrica, sede 24° com O-Ring (série leve tipo L), curva 45°**
A letra "N" na última posição do código indica porca deslizante

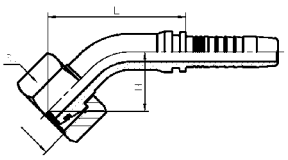

| | T | | L mm | H mm | S1 mm | DN | Dash Size | kg/pc | lb/pc |
|---|---|---|---|---|---|---|---|---|---|
| 2DL40604 | M12X1.5 | 6L | 44.50 | 20.70 | 14.00 | 6 | -4 | On Demand | |
| 2DL40804N | M14X1.5 | 8L | 40.80 | 16.00 | 17.00 | 6 | -4 | On Demand | |
| 2DL41004N | M16X1.5 | 10L | 42.70 | 18.00 | 19.00 | 6 | -4 | On Demand | |
| 2DL41006 | M16X1.5 | 10L | 50.00 | 24.00 | 19.00 | 10 | -6 | On Demand | |
| 2DL41206N | M18X1.5 | 12L | 46.00 | 18.50 | 22.00 | 10 | -6 | 0.04 | 0.09 |
| 2DL41508N | M22X1.5 | 15L | 51.80 | 19.50 | 27.00 | 12 | -8 | 0.06 | 0.13 |
| 2DL41810N | M26X1.5 | 18L | 63.50 | 23.50 | 32.00 | 16 | -10 | 0.20 | 0.44 |
| 2DL42212N | M30X2 | 22L | 71.70 | 25.50 | 36.00 | 19 | -12 | On Demand | |
| 2DL42816N | M36X2 | 28L | 84.70 | 34.20 | 41.00 | 25 | -16 | 0.24 | 0.53 |
| 2DL43520N | M45X2 | 35L | 100.30 | 39.00 | 50.00 | 31 | -20 | 0.69 | 1.52 |
| 2DL44224N | M52X2 | 42L | 116.40 | 45.30 | 60.00 | 38 | -24 | 1.21 | 2.67 |



# 2DL9

**ISO 12 151-2**

ENGLISH
**Metric Female 24° Cone O-Ring (L-Type Light Series), 90° Elbow**
"N" in last code digit is for solid slip-back nut

ITALIANO
**Femmina metrica, cono a 24° con O-Ring (serie leggera tipo L), curvo a 90°**
"N" nell'ultima posizione del codice indica il dado a battuta

FRANÇAIS
**Femelle tournant métrique cône 24° avec joint torique série légère (L), coude 90°**
Le suffixe N indique un écrou forgé coulissant

DEUTSCH
**24° Dichtkegel mit Überwurfmutter, metrisch (leichte Reihe L), 90°-Bogen**
N = freie Überwurfmutter

ESPAÑOL
**Hembra métrica, cono a 24° con O-Ring (serie ligera tipo L), curvado 90°**
N en la última posición del código, se indica la tuerca a tope

PORTUGUÊS
**Femea Métrica, sede 24° com O-Ring (série leve tipo L), curva 90°**
A letra "N" na última posição do código indica porca deslizante

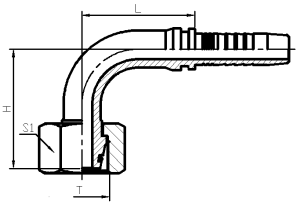

| | T | | L mm | H mm | S1 mm | DN | Dash Size | kg/pc | lb/pc |
|---|---|---|---|---|---|---|---|---|---|
| 2DL90604 | M12X1.5 | 6L | 32.00 | 37.50 | 14.00 | 6 | -4 | On Demand | |
| 2DL90804N | M14X1.5 | 8L | 33.00 | 30.50 | 17.00 | 6 | -4 | On Demand | |
| 2DL91004N | M16X1.5 | 10L | 33.00 | 33.50 | 19.00 | 6 | -4 | On Demand | |
| 2DL91006 | M16X1.5 | 10L | 38.00 | 45.00 | 19.00 | 10 | -6 | On Demand | |
| 2DL91206N | M18X1.5 | 12L | 38.00 | 36.00 | 22.00 | 10 | -6 | 0.07 | 0.15 |
| 2DL91508N | M22X1.5 | 15L | 45.50 | 40.50 | 27.00 | 12 | -8 | 0.14 | 0.31 |
| 2DL91808N | M26X1.5 | 18L | 45.50 | 52.00 | 32.00 | 12 | -8 | On Demand | |
| 2DL91810N | M26X1.5 | 18L | 55.50 | 56.50 | 32.00 | 16 | -10 | 0.22 | 0.48 |
| 2DL92212N | M30X2 | 22L | 65.50 | 62.00 | 36.00 | 19 | -12 | 0.31 | 0.68 |
| 2DL92816N | M36X2 | 28L | 75.00 | 73.00 | 41.00 | 25 | -16 | 0.50 | 1.10 |
| 2DL93520N | M45X2 | 35L | 87.00 | 78.50 | 50.00 | 31 | -20 | 0.82 | 1.81 |
| 2DL94224N | M52X2 | 42L | 108.00 | 102.00 | 60.00 | 38 | -24 | 1.09 | 2.40 |

# 2CH1

**ISO 12 151-2**

ENGLISH
**Metric Male 24° Cone Seat (S-Type Heavy Series)**

ITALIANO
**Maschio metrico, cono a 24° (serie pesante tipo S)**

FRANÇAIS
**Mâle métrique cône 24° série lourde (S)**

DEUTSCH
**24° Dichtkonus (schwere Reihe S) mit metrischem Außengewinde**

ESPAÑOL
**Macho métrico, cono a 24° (serie pesada tipo S)**

PORTUGUÊS
**Macho Métrico, sede 24° (série pesada tipo S)**

| | T | | L mm | S1 mm | DN | Dash Size | kg/pc | lb/pc |
|---|---|---|---|---|---|---|---|---|
| 2CH10804 | M16X1.5 | 8S | 27.50 | 17.00 | 6 | -4 | On Demand | |
| 2CH11004 | M18X1.5 | 10S | 27.50 | 19.00 | 8 | -4 | On Demand | |
| 2CH11006 | M18X1.5 | 10S | 28.50 | 19.00 | 10 | -6 | 0.05 | 0.11 |
| 2CH11206 | M20X1.5 | 12S | 29.50 | 22.00 | 10 | -6 | 0.06 | 0.13 |
| 2CH11406 | M22X1.5 | 14S | 30.00 | 24.00 | 10 | -6 | On Demand | |
| 2CH11608 | M24X1.5 | 16S | 33.00 | 27.00 | 12 | -8 | 0.10 | 0.22 |
| 2CH12010 | M30X2 | 20S | 36.50 | 32.00 | 16 | -10 | 0.14 | 0.31 |
| 2CH12012 | M30X2 | 20S | 37.50 | 32.00 | 19 | -12 | On Demand | |
| 2CH12512 | M36X2 | 25S | 41.50 | 41.00 | 19 | -12 | 0.24 | 0.53 |
| 2CH12516 | M36X2 | 25S | 42.00 | 41.00 | 25 | -16 | On Demand | |
| 2CH13016 | M42X2 | 30S | 44.00 | 46.00 | 25 | -16 | 0.37 | 0.82 |
| 2CH13820 | M52X2 | 38S | 48.50 | 55.00 | 31 | -20 | 0.59 | 1.30 |
| 2CH13824 | M52X2 | 38S | 48.50 | 55.00 | 38 | -24 | On Demand | |

**SERIES 2** | METRIC S-TYPE HEAVY SERIES

# 2DH1

**ISO 12 151-2**

ENGLISH
**Metric Female 24° Cone O-Ring (S-Type Heavy Series)**
"N" in last code digit is for solid slip-back nut

ITALIANO
**Femmina metrica, cono a 24° con O-Ring (serie pesante tipo S)**
"N" nell'ultima posizione del codice indica il dado a battuta

FRANÇAIS
**Femelle tournant métrique cône 24° avec joint torique série lourde (S)**
Le suffixe N indique un écrou forgé coulissant

DEUTSCH
**24° Dichtkegel mit Überwurfmutter, metrisch (schwere Reihe S)**
N = freie Überwurfmutter

ESPAÑOL
**Hembra métrica, cono a 24° con O-Ring (serie pesada tipo S)**
N en la última posición del código, se indica la tuerca a tope

PORTUGUÊS
**Femea Métrica, sede 24° com O-Ring (série pesada tipo S)**
A letra "N" na última posição do código indica porca deslizante

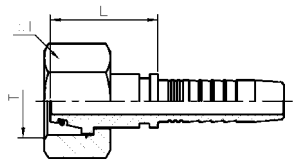




| | T | | L mm | S1 mm | DN | Dash Size | kg/pc | lb/pc |
|---|---|---|---|---|---|---|---|---|
| 2DH10804N | M16X1.5 | 8S | 25.00 | 19.00 | 6 | -4 | On Demand | |
| 2DH11004N | M18X1.5 | 10S | 25.00 | 22.00 | 6 | -4 | On Demand | |
| 2DH11006N | M18X1.5 | 10S | 26.50 | 22.00 | 10 | -6 | On Demand | |
| 2DH11206N | M20X1.5 | 12S | 27.00 | 24.00 | 10 | -6 | 0.07 | 0.15 |
| 2DH11406N | M22X1.5 | 14S | 27.00 | 27.00 | 10 | -6 | On Demand | |
| 2DH11608N | M24X1.5 | 16S | 28.00 | 30.00 | 12 | -8 | 0.12 | 0.26 |
| 2DH12010N | M30X2 | 20S | 34.50 | 36.00 | 16 | -10 | 0.19 | 0.42 |
| 2DH12012N | M30X2 | 20S | 34.00 | 36.00 | 19 | -12 | 0.18 | 0.40 |
| 2DH12512N | M36X2 | 25S | 32.50 | 46.00 | 19 | -12 | 0.30 | 0.66 |
| 2DH12516N | M36X2 | 25S | 36.00 | 46.00 | 25 | -16 | On Demand | |
| 2DH13016N | M42X2 | 30S | 37.00 | 50.00 | 25 | -16 | 0.41 | 0.90 |
| 2DH13820N | M52X2 | 38S | 36.00 | 60.00 | 31 | -20 | 0.60 | 1.32 |
| 2DH13824N | M52X2 | 38S | 35.50 | 60.00 | 38 | -24 | On Demand | |

# 2DH4

**ISO 12 151-2**

ENGLISH
**Metric Female 24° Cone O-Ring (S-Type Heavy Series), 45° Elbow**
"N" in last code digit is for solid slip-back nut

ITALIANO
**Femmina metrica, cono a 24° con O-Ring (serie pesante tipo S), curvo a 45°**
"N" nell'ultima posizione del codice indica il dado a battuta

FRANÇAIS
**Femelle tournant métrique cône 24° avec joint torique série lourde (S), coude 45°**
Le suffixe N indique un écrou forgé coulissant

DEUTSCH
**24° Dichtkegel mit Überwurfmutter, metrisch (schwere Reihe S), 45°-Bogen**
N = freie Überwurfmutter

ESPAÑOL
**Hembra métrica, cono a 24° con O-Ring (serie pesada tipo S), curvado 45°**
N en la última posición del código, se indica la tuerca a tope

PORTUGUÊS
**Femea Métrica, sede 24° com O-Ring (série pesada tipo S), curva 45°**
A letra "N" na última posição do código indica porca deslizante

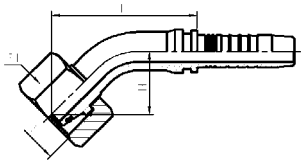

| | T | | L mm | H mm | S1 mm | DN | Dash Size | kg/pc | lb/pc |
|---|---|---|---|---|---|---|---|---|---|
| 2DH40804N | M16X1.5 | 8S | 40.80 | 17.00 | 19.00 | 6 | -4 | On Demand | |
| 2DH41004N | M18X1.5 | 10S | 40.80 | 17.00 | 22.00 | 6 | -4 | On Demand | |
| 2DH41206N | M20X1.5 | 12S | 46.00 | 18.50 | 24.00 | 10 | -6 | 0.09 | 0.20 |
| 2DH41406N | M22X1.5 | 14S | 50.00 | 22.60 | 27.00 | 10 | -6 | On Demand | |
| 2DH41608N | M24X1.5 | 16S | 53.30 | 21.00 | 30.00 | 12 | -8 | 0.15 | 0.33 |
| 2DH42010N | M30X2 | 20S | 63.70 | 25.00 | 36.00 | 16 | -10 | 0.18 | 0.40 |
| 2DH42012N | M30X2 | 20S | 76.70 | 30.50 | 36.00 | 19 | -12 | On Demand | |
| 2DH42512N | M36X2 | 25S | 76.00 | 30.90 | 46.00 | 19 | -12 | 0.38 | 0.84 |
| 2DH43016N | M42X2 | 30S | 88.50 | 35.00 | 50.00 | 25 | -16 | 0.55 | 1.21 |
| 2DH43820N | M52X2 | 38S | 100.50 | 39.40 | 60.00 | 31 | -20 | 0.85 | 1.87 |



# 2DH9

**ISO 12 151-2**

ENGLISH
**Metric Female 24° Cone O-Ring (S-Type Heavy Series), 90° Elbow**
"N" in last code digit is for solid slip-back nut

ITALIANO
**Femmina metrica, cono a 24° con O-Ring (serie pesante tipo S), curvo a 90°**
"N" nell'ultima posizione del codice indica il dado a battuta

FRANÇAIS
**Femelle tournant métrique cône 24° avec joint torique série lourde (S), coude 90°**
Le suffixe N indique un écrou forgé coulissant

DEUTSCH
**24° Dichtkegel mit Überwurfmutter, metrisch (schwere Reihe S), 90°-Bogen**
N = freie Überwurfmutter

ESPAÑOL
**Hembra métrica, cono a 24° con O-Ring (serie pesada tipo S), curvado 90°**
N en la última posición del código, se indica la tuerca a tope

PORTUGUÊS
**Femea Métrica, sede 24° com O-Ring (série pesada tipo S), curva 90°**
A letra "N" na última posição do código indica porca deslizante

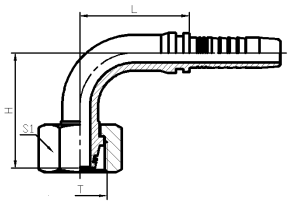

| | T | | L mm | H mm | S1 mm | DN | Dash Size | kg/pc | lb/pc |
|---|---|---|---|---|---|---|---|---|---|
| 2DH90804N | M16X1.5 | 8S | 32.00 | 32.00 | 19.00 | 6 | -4 | On Demand | |
| 2DH91004N | M18X1.5 | 10S | 32.00 | 32.00 | 22.00 | 6 | -4 | On Demand | |
| 2DH91206N | M20X1.5 | 12S | 38.00 | 35.50 | 24.00 | 10 | -6 | 0.09 | 0.20 |
| 2DH91406N | M22X1.5 | 14S | 38.00 | 42.50 | 27.00 | 10 | -6 | 0.11 | 0.24 |
| 2DH91608N | M24X1.5 | 16S | 45.50 | 43.00 | 30.00 | 12 | -8 | 0.17 | 0.38 |
| 2DH92010N | M30X2 | 20S | 55.50 | 49.50 | 36.00 | 16 | -10 | 0.25 | 0.55 |
| 2DH92012N | M30X2 | 20S | 65.50 | 62.50 | 36.00 | 19 | -12 | 0.31 | 0.68 |
| 2DH92512N | M36X2 | 25S | 64.50 | 63.00 | 46.00 | 19 | -12 | 0.42 | 0.93 |
| 2DH92516N | M36X2 | 25S | 75.00 | 72.00 | 46.00 | 25 | -16 | 0.59 | 1.30 |
| 2DH93016N | M42X2 | 30S | 75.00 | 74.00 | 50.00 | 25 | -16 | 0.62 | 1.37 |
| 2DH93820N | M52X2 | 38S | 92.00 | 86.50 | 60.00 | 31 | -20 | 0.99 | 2.18 |

# 2AP1

**ISO 12 151-6**

**BS 5200**

ENGLISH
**BSP Male 60° Cone**
ITALIANO
**Maschio BSP, cono a 60°**
FRANÇAIS
**Mâle BSP cône 60°**
Le suffixe N indique un écrou forgé coulissant
DEUTSCH
**BSP Gewindezapfen 60° Dichtkonus**
ESPAÑOL
**Macho BSP, cono a 60°**
PORTUGUÊS
**Macho BSP, sede 60°**

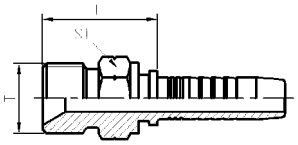

| | T | Dash Size | L mm | S1 mm | DN | Dash Size | kg/pc | lb/pc |
|---|---|---|---|---|---|---|---|---|
| 2AP10404 | G1/4"X19 | -4 | 26.50 | 19.00 | 6 | -4 | 0.03 | 0.07 |
| 2AP10604 | G3/8"X19 | -6 | 28.50 | 22.00 | 6 | -4 | On Demand | |
| 2AP10606 | G3/8"X19 | -6 | 30.50 | 22.00 | 10 | -6 | 0.05 | 0.11 |
| 2AP10806 | G1/2"X14 | -8 | 32.00 | 27.00 | 10 | -6 | On Demand | |
| 2AP10608 | G3/8"X19 | -6 | 29.00 | 22.00 | 12 | -8 | On Demand | |
| 2AP10808 | G1/2"X14 | -8 | 34.00 | 27.00 | 12 | -8 | 0.10 | 0.22 |
| 2AP11008 | G5/8"X14 | -10 | 35.00 | 30.00 | 12 | -8 | On Demand | |
| 2AP10810 | G1/2"X14 | -8 | 34.50 | 27.00 | 16 | -10 | On Demand | |
| 2AP11010 | G5/8"X14 | -10 | 37.00 | 30.00 | 16 | -10 | 0.13 | 0.29 |
| 2AP11210 | G3/4"X14 | -12 | 37.50 | 32.00 | 16 | -10 | On Demand | |
| 2AP11212 | G3/4"X14 | -12 | 41.00 | 32.00 | 19 | -12 | 0.15 | 0.33 |
| 2AP11612 | G1"X11 | -16 | 44.00 | 41.00 | 19 | -12 | On Demand | |
| 2AP11616 | G1"X11 | -16 | 46.00 | 41.00 | 25 | -16 | 0.28 | 0.62 |
| 2AP12016 | G1.1/4"X11 | -20 | 49.00 | 50.00 | 25 | -16 | On Demand | |
| 2AP12020 | G1.1/4"X11 | -20 | 49.50 | 50.00 | 31 | -20 | On Demand | |
| 2AP12424 | G1.1/2"X11 | -24 | 51.00 | 55.00 | 38 | -24 | On Demand | |
| 2AP13232 | G2"X11 | -32 | 55.50 | 70.00 | 51 | -32 | 0.99 | 2.18 |



# 2BO1

**ISO 12 151-6**

**BS 5200-A**

ENGLISH
**BSP Female Swivel 60° O-Ring Cone**
ITALIANO
**Femmina BSP, cono a 60° con O-Ring**
FRANÇAIS
**Femelle tournant BSP cône 60° avec joint torique**
DEUTSCH
**BSP 60° Dichtkonus mit Überwurfmutter und O-Ring**
ESPAÑOL
**Hembra BSP, cono a 60° con O-Ring**
PORTUGUÊS
**Femea giratória BSP, sede 60° com O-Ring**

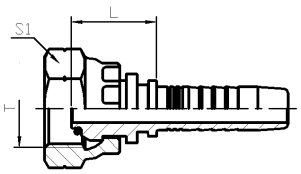

| | T | Dash Size | L mm | S1 mm | DN | Dash Size | kg/pc | lb/pc |
|---|---|---|---|---|---|---|---|---|
| 2BO10204 | G1/8"X28 | -2 | 18.50 | 14.00 | 6 | -4 | On Demand | |
| 2BO10404 | G1/4"X19 | -4 | 19.50 | 19.00 | 6 | -4 | On Demand | |
| 2BO10604 | G3/8"X19 | -6 | 20.50 | 22.00 | 6 | -4 | On Demand | |
| 2BO10406 | G1/4"X19 | -4 | 20.00 | 19.00 | 10 | -6 | On Demand | |
| 2BO10606 | G3/8"X19 | -6 | 21.00 | 22.00 | 10 | -6 | On Demand | |
| 2BO10806 | G1/2"X14 | -8 | 23.00 | 27.00 | 10 | -6 | On Demand | |
| 2BO10808 | G1/2"X14 | -8 | 23.00 | 27.00 | 12 | -8 | On Demand | |
| 2BO11008 | G5/8"X14 | -10 | 23.00 | 30.00 | 12 | -8 | On Demand | |
| 2BO11010 | G5/8"X14 | -10 | 23.50 | 30.00 | 16 | -10 | On Demand | |
| 2BO11210 | G3/4"X14 | -12 | 24.50 | 32.00 | 16 | -10 | On Demand | |
| 2BO11212 | G3/4"X14 | -12 | 25.50 | 32.00 | 19 | -12 | On Demand | |
| 2BO11612 | G1"X11 | -16 | 26.50 | 41.00 | 19 | -12 | On Demand | |
| 2BO11616 | G1"X11 | -16 | 27.00 | 41.00 | 25 | -16 | On Demand | |
| 2BO12016 | G1.1/4"X11 | -20 | 31.00 | 50.00 | 25 | -16 | On Demand | |
| 2BO12020 | G1.1/4"X11 | -20 | 31.50 | 50.00 | 31 | -20 | On Demand | |
| 2BO12424 | G1.1/2"X11 | -24 | 32.00 | 55.00 | 38 | -24 | On Demand | |
| 2BO13232 | G2"X11 | -32 | 35.00 | 70.00 | 51 | -32 | On Demand | |



For assembling instructions, please refer to our website: **www.anchorfluidsystems.com**

# 2BO4

**BS 5200 D**

**ISO 12 151-6**

ENGLISH
**BSP Female Swivel 60° O-Ring Cone, 45° Elbow**
ITALIANO
**Femmina BSP, cono a 60° con O-Ring, curvo a 45°**
FRANÇAIS
**Femelle tournant BSP cône 60° avec joint torique, coude 45°**
DEUTSCH
**BSP 60° Dichtkonus mit Überwurfmutter und O-Ring, 45°-Bogen**
ESPAÑOL
**Hembra BSP, cono a 60° con O-Ring, curvado 45°**
PORTUGUÊS
**Femea giratória BSP, sede 60° com O-Ring, curva 45°**

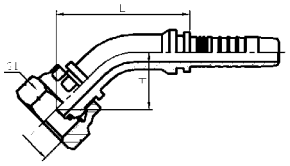

| | T | Dash Size | L mm | H mm | S1 mm | DN | Dash Size | kg/pc | lb/pc |
|---|---|---|---|---|---|---|---|---|---|
| 2BO40404 | G1/4″X19 | -4 | 38.80 | 15.00 | 19.00 | 6 | -4 | On Demand | |
| 2BO40604 | G3/8″X19 | -6 | 39.80 | 16.00 | 22.00 | 6 | -4 | On Demand | |
| 2BO40606 | G3/8″X19 | -6 | 45.50 | 18.00 | 22.00 | 10 | -6 | On Demand | |
| 2BO40808 | G1/2″X14 | -8 | 52.30 | 20.00 | 27.00 | 12 | -8 | On Demand | |
| 2BO41010 | G5/8″X14 | -10 | 64.70 | 25.00 | 30.00 | 16 | -10 | On Demand | |
| 2BO41210 | G3/4″X14 | -12 | 67.70 | 28.00 | 32.00 | 16 | -10 | On Demand | |
| 2BO41212 | G3/4″X14 | -12 | 76.30 | 30.20 | 32.00 | 19 | -12 | On Demand | |
| 2BO41616 | G1″X11 | -16 | 84.60 | 34.20 | 41.00 | 25 | -16 | On Demand | |
| 2BO42020 | G1.1/4″X11 | -20 | 101.30 | 40.00 | 50.00 | 31 | -20 | On Demand | |
| 2BO42424 | G1.1/2″X11 | -24 | 121.00 | 50.00 | 55.00 | 38 | -24 | On Demand | |
| 2BO43232 | G2″X11 | -32 | 156.00 | 70.00 | 70.00 | 51 | -32 | On Demand | |



# 2BO9

**BS 5200 D**

**ISO 12 151-6**

ENGLISH
**BSP Female Swivel 60° O-Ring Cone, 90° Elbow**
ITALIANO
**Femmina BSP, cono a 60° con O-Ring, curvo a 90°**
FRANÇAIS
**Femelle tournant BSP cône 60° avec joint torique, coude 90°**
DEUTSCH
**BSP 60° Dichtkonus mit Überwurfmutter und O-Ring, 90°-Bogen**
ESPAÑOL
**Hembra BSP, cono a 60° con O-Ring, curvado 90°**
PORTUGUÊS
**Femea giratória BSP, sede 60° com O-Ring, curva 90°**

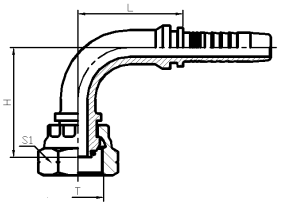

| | T | Dash Size | L mm | H mm | S1 mm | DN | Dash Size | kg/pc | lb/pc |
|---|---|---|---|---|---|---|---|---|---|
| 2BO90404 | G1/4″X19 | -4 | 32.00 | 28.00 | 19.00 | 6 | -4 | On Demand | |
| 2BO90604 | G3/8″X19 | -6 | 32.00 | 31.00 | 22.00 | 6 | -4 | On Demand | |
| 2BO90606 | G3/8″X19 | -6 | 38.00 | 34.00 | 22.00 | 10 | -6 | On Demand | |
| 2BO90806 | G1/2″X14 | -8 | 38.00 | 35.00 | 27.00 | 10 | -6 | On Demand | |
| 2BO90808 | G1/2″X14 | -8 | 45.50 | 41.00 | 27.00 | 12 | -8 | On Demand | |
| 2BO91008 | G5/8″X14 | -10 | 45.50 | 45.00 | 30.00 | 12 | -8 | On Demand | |
| 2BO91010 | G5/8″X14 | -10 | 55.50 | 51.00 | 30.00 | 16 | -10 | On Demand | |
| 2BO91210 | G3/4″X14 | -12 | 55.50 | 56.00 | 32.00 | 16 | -10 | On Demand | |
| 2BO91212 | G3/4″X14 | -12 | 65.50 | 58.00 | 32.00 | 19 | -12 | On Demand | |
| 2BO91612 | G1″X11 | -16 | 65.50 | 62.00 | 41.00 | 19 | -12 | On Demand | |
| 2BO91616 | G1″X11 | -16 | 75.00 | 73.00 | 41.00 | 25 | -16 | On Demand | |
| 2BO92020 | G1.1/4″X11 | -20 | 92.00 | 85.00 | 50.00 | 31 | -20 | On Demand | |
| 2BO92424 | G1.1/2″X11 | -24 | 108.00 | 100.00 | 55.00 | 38 | -24 | On Demand | |
| 2BO93232 | G2″X11 | -32 | 135.00 | 140.00 | 70.00 | 51 | -32 | On Demand | |

# 2BP1

**BS 5200-A**

ENGLISH
**BSP Female Swivel 60° Cone**
ITALIANO
**Femmina BSP, cono a 60°**
FRANÇAIS
**Femelle tournant BSP cône 60°**
DEUTSCH
**BSP 60° Dichtkonus mit Überwurfmutter**
ESPAÑOL
**Hembra BSP, cono a 60°**
PORTUGUÊS
**Femea giratória BSP, sede 60°**

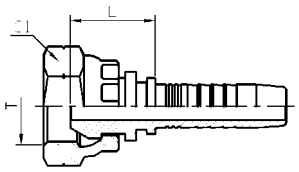

| | T | Dash Size | L mm | S1 mm | DN | Dash Size | kg/pc | lb/pc |
|---|---|---|---|---|---|---|---|---|
| 2BP10204 | G1/8″X28 | -2 | 18.50 | 14.00 | 6 | -4 | On Demand | |
| 2BP10404 | G1/4″X19 | -4 | 20.00 | 19.00 | 6 | -4 | 0.08 | 0.18 |
| 2BP10604 | G3/8″X19 | -6 | 20.50 | 22.00 | 6 | -4 | On Demand | |
| 2BP10406 | G1/4″X19 | -4 | 20.50 | 19.00 | 10 | -6 | On Demand | |
| 2BP10606 | G3/8″X19 | -6 | 21.00 | 22.00 | 10 | -6 | 0.07 | 0.15 |
| 2BP10806 | G1/2″X14 | -8 | 22.50 | 27.00 | 10 | -6 | On Demand | |
| 2BP10808 | G1/2″X14 | -8 | 23.00 | 27.00 | 12 | -8 | 0.09 | 0.20 |
| 2BP11008 | G5/8″X14 | -10 | 23.00 | 30.00 | 12 | -8 | On Demand | |
| 2BP11010 | G5/8″X14 | -10 | 23.50 | 30.00 | 16 | -10 | 0.12 | 0.26 |
| 2BP11210 | G3/4″X14 | -12 | 24.50 | 32.00 | 16 | -10 | On Demand | |
| 2BP11212 | G3/4″X14 | -12 | 25.50 | 32.00 | 19 | -12 | 0.14 | 0.31 |
| 2BP11612 | G1″X11 | -16 | 26.50 | 41.00 | 19 | -12 | On Demand | |
| 2BP11616 | G1″X11 | -16 | 27.00 | 41.00 | 25 | -16 | 0.26 | 0.57 |
| 2BP12016 | G1.1/4″X11 | -20 | 31.50 | 50.00 | 25 | -16 | On Demand | |
| 2BP12020 | G1.1/4″X11 | -20 | 32.00 | 50.00 | 31 | -20 | 0.39 | 0.86 |
| 2BP12424 | G1.1/2″X11 | -24 | 32.00 | 55.00 | 38 | -24 | 0.57 | 1.26 |
| 2BP13232 | G2″X11 | -32 | 35.00 | 70.00 | 51 | -32 | 0.91 | 2.01 |



# 2BP4

**BS 5200 D**

ENGLISH
**BSP Female Swivel 60° Cone, 45° Elbow**
ITALIANO
**Femmina BSP, cono a 60°, curvo a 45°**
FRANÇAIS
**Femelle tournant BSP cône 60°, coude 45°**
DEUTSCH
**BSP 60° Dichtkonus mit Überwurfmutter, 45°-Bogen**
ESPAÑOL
**Hembra BSP, cono a 60°, curvado 45°**
PORTUGUÊS
**Femea giratória BSP, sede 60°, curva 45°**

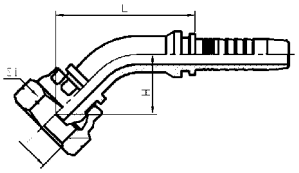

| | T | Dash Size | L mm | H mm | S1 mm | DN | Dash Size | kg/pc | lb/pc |
|---|---|---|---|---|---|---|---|---|---|
| 2BP40404 | G1/4″X19 | -4 | 38.80 | 15.00 | 19.00 | 6 | -4 | 0.04 | 0.09 |
| 2BP40604 | G3/8″X19 | -6 | 39.80 | 16.00 | 22.00 | 6 | -4 | On Demand | |
| 2BP40606 | G3/8″X19 | -6 | 45.50 | 18.00 | 22.00 | 10 | -6 | 0.07 | 0.15 |
| 2BP40808 | G1/2″X14 | -8 | 52.30 | 20.00 | 27.00 | 12 | -8 | 0.13 | 0.29 |
| 2BP41010 | G5/8″X14 | -10 | 64.70 | 25.00 | 30.00 | 16 | -10 | 0.18 | 0.40 |
| 2BP41210 | G3/4″X14 | -12 | 67.70 | 28.00 | 32.00 | 16 | -10 | On Demand | |
| 2BP41212 | G3/4″X14 | -12 | 76.30 | 30.20 | 32.00 | 19 | -12 | 0.24 | 0.53 |
| 2BP41616 | G1″X11 | -16 | 84.00 | 33.50 | 41.00 | 25 | -16 | 0.43 | 0.95 |
| 2BP42020 | G1.1/4″X11 | -20 | 103.00 | 42.00 | 50.00 | 31 | -20 | 0.72 | 1.59 |
| 2BP42424 | G1.1/2″X11 | -24 | 119.30 | 48.20 | 55.00 | 38 | -24 | 1.15 | 2.54 |
| 2BP43232 | G2″X11 | -32 | 156.00 | 70.00 | 70.00 | 51 | -32 | On Demand | |

# 2BP9

**BS 5200 B**

ENGLISH
**BSP Female Swivel 60° Cone, 90° Elbow**

ITALIANO
**Femmina BSP, cono a 60°, curvo a 90°**

FRANÇAIS
**Femelle tournant BSP cône 60°, coude 90°**

DEUTSCH
**BSP 60° Dichtkonus mit Überwurfmutter, 90°-Bogen**

ESPAÑOL
**Hembra BSP, cono a 60°, curvado 90°**

PORTUGUÊS
**Femea giratória BSP, sede 60°, curva 90°**

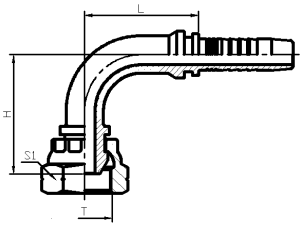

| | T | Dash Size | L mm | H mm | S1 mm | DN | Dash Size | kg/pc | lb/pc |
|---|---|---|---|---|---|---|---|---|---|
| 2BP90404 | G1/4″X19 | -4 | 33.00 | 28.00 | 19.00 | 6 | -4 | 0.05 | 0.11 |
| 2BP90604 | G3/8″X19 | -6 | 32.00 | 31.00 | 22.00 | 6 | -4 | On Demand | |
| 2BP90606 | G3/8″X19 | -6 | 38.00 | 34.00 | 22.00 | 10 | -6 | 0.08 | 0.18 |
| 2BP90806 | G1/2″X14 | -8 | 38.00 | 35.00 | 27.00 | 10 | -6 | On Demand | |
| 2BP90808 | G1/2″X14 | -8 | 45.50 | 41.00 | 27.00 | 12 | -8 | 0.14 | 0.31 |
| 2BP91008 | G5/8″X14 | -10 | 45.50 | 45.00 | 30.00 | 12 | -8 | On Demand | |
| 2BP91010 | G5/8″X14 | -10 | 55.50 | 51.00 | 30.00 | 16 | -10 | 0.20 | 0.44 |
| 2BP91210 | G3/4″X14 | -12 | 55.50 | 56.00 | 32.00 | 16 | -10 | On Demand | |
| 2BP91212 | G3/4″X14 | -12 | 65.50 | 58.00 | 32.00 | 19 | -12 | 0.28 | 0.62 |
| 2BP91612 | G1″X11 | -16 | 65.50 | 62.00 | 41.00 | 19 | -12 | On Demand | |
| 2BP91616 | G1″X11 | -16 | 75.00 | 72.00 | 41.00 | 25 | -16 | 0.52 | 1.15 |
| 2BP92020 | G1.1/4″X11 | -20 | 92.00 | 90.00 | 50.00 | 31 | -20 | 0.84 | 1.85 |
| 2BP92424 | G1.1/2″X11 | -24 | 108.00 | 105.00 | 55.00 | 38 | -24 | 1.38 | 3.04 |
| 2BP93232 | G2″X11 | -32 | 135.00 | 140.00 | 70.00 | 51 | -32 | On Demand | |

notes note notes Noten notas notas notlar заметки

# 2IC1

**ISO 12 151-5**

ENGLISH
**JIC Male 37° Cone**
ITALIANO
**Maschio JIC, cono a 37°**
FRANÇAIS
**Mâle JIC cône 37°**
DEUTSCH
**JIC Gewindezapfen 37° Dichtkonus**
ESPAÑOL
**Macho JIC, cono a 37°**
PORTUGUÊS
**Macho JIC, sede 37°**

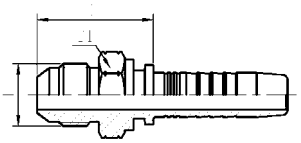

| | T | Dash Size | L mm | S1 mm | DN | Dash Size | kg/pc | lb/pc |
|---|---|---|---|---|---|---|---|---|
| 2IC10404 | 7/16″X20 | -4 | 28.50 | 12.00 | 6 | -4 | On Demand | |
| 2IC10604 | 9/16″X18 | -6 | 29.50 | 17.00 | 6 | -4 | On Demand | |
| 2IC10606 | 9/16″X18 | -6 | 30.00 | 17.00 | 10 | -6 | 0.04 | 0.09 |
| 2IC10806 | 3/4″X16 | -8 | 32.50 | 19.00 | 10 | -6 | On Demand | |
| 2IC11006 | 7/8″X14 | -10 | 37.00 | 24.00 | 10 | -6 | 0.08 | 0.18 |
| 2IC10808 | 3/4″X16 | -8 | 32.50 | 19.00 | 12 | -8 | 0.07 | 0.15 |
| 2IC11008 | 7/8″X14 | -10 | 37.00 | 24.00 | 12 | -8 | 0.09 | 0.20 |
| 2IC11208 | 1.1/16″X12 | -12 | 41.00 | 27.00 | 12 | -8 | On Demand | |
| 2IC11010 | 7/8″X14 | -10 | 36.50 | 24.00 | 16 | -10 | 0.09 | 0.20 |
| 2IC11210 | 1.1/16″X12 | -12 | 41.50 | 27.00 | 16 | -10 | On Demand | |
| 2IC11212 | 1.1/16″X12 | -12 | 41.50 | 27.00 | 19 | -12 | 0.14 | 0.31 |
| 2IC11412 | 1.3/16″X12 | -14 | 43.50 | 32.00 | 19 | -12 | On Demand | |
| 2IC11612 | 1.5/16″X12 | -16 | 44.00 | 36.00 | 19 | -12 | 0.20 | 0.44 |
| 2IC11616 | 1.5/16″X12 | -16 | 44.50 | 36.00 | 25 | -16 | 0.25 | 0.55 |
| 2IC12016 | 1.5/8″X12 | -20 | 48.00 | 46.00 | 25 | -16 | On Demand | |
| 2IC12020 | 1.5/8″X12 | -20 | 49.00 | 46.00 | 31 | -20 | 0.42 | 0.93 |



# 2JC1

**ISO 12 151-5**

ENGLISH
**JIC Female Swivel 37° Cone**
"N" in last code digit is for solid slip-back nut
ITALIANO
**Femmina JIC, cono a 37°**
"N" nell'ultima posizione del codice indica il dado a battuta
FRANÇAIS
**Femelle tournant JIC cône 37°**
Le suffixe N indique un écrou forgé coulissant
DEUTSCH
**JIC 37° Dichtkonus mit Überwurfmutter**
N = freie Überwurfmutter
ESPAÑOL
**Hembra JIC, cono a 37°**
N en la última posición del código, se indica la tuerca a tope
PORTUGUÊS
**Femea giratória JIC, sede 37°**
A letra "N" na última posição do código indica porca deslizante

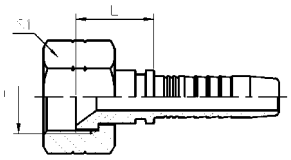

| | T | Dash Size | L mm | S1 mm | DN | Dash Size | kg/pc | lb/pc |
|---|---|---|---|---|---|---|---|---|
| 2JC10404 | 7/16″X20 | -4 | 16.00 | 14.00 | 6 | -4 | 0.02 | 0.04 |
| 2JC10504 | 1/2″X20 | -5 | 16.50 | 17.00 | 6 | -4 | On Demand | |
| 2JC10604N | 9/16″X18 | -6 | 17.50 | 19.00 | 6 | -4 | On Demand | |
| 2JC10804N | 3/4″X16 | -8 | 19.00 | 22.00 | 6 | -4 | On Demand | |
| 2JC10606 | 9/16″X18 | -6 | 18.00 | 19.00 | 10 | -6 | 0.04 | 0.09 |
| 2JC10806N | 3/4″X16 | -8 | 19.50 | 22.00 | 10 | -6 | 0.06 | 0.13 |
| 2JC11006N | 7/8″X14 | -10 | 20.00 | 27.00 | 10 | -6 | On Demand | |
| 2JC10808 | 3/4″X16 | -8 | 19.00 | 22.00 | 12 | -8 | On Demand | |
| 2JC11008N | 7/8″X14 | -10 | 20.00 | 27.00 | 12 | -8 | On Demand | |
| 2JC11208N | 1.1/16″X12 | -12 | 21.00 | 32.00 | 12 | -8 | 0.11 | 0.24 |
| 2JC11010 | 7/8″X14 | -10 | 20.50 | 27.00 | 16 | -10 | 0.09 | 0.20 |
| 2JC11210 | 1.1/16″X12 | -12 | 22.00 | 32.00 | 16 | -10 | On Demand | |
| 2JC11012 | 7/8″X14 | -10 | 21.50 | 27.00 | 19 | -12 | 0.12 | 0.26 |
| 2JC11212 | 1.1/16″X12 | -12 | 23.00 | 32.00 | 19 | -12 | 0.14 | 0.31 |
| 2JC11412N | 1.3/16″X12 | -14 | 23.00 | 36.00 | 19 | -12 | On Demand | |
| 2JC11612N | 1.5/16″X12 | -16 | 23.50 | 41.00 | 19 | -12 | 0.23 | 0.51 |
| 2JC11216 | 1.1/16″X12 | -12 | 25.00 | 32.00 | 25 | -16 | 0.21 | 0.46 |
| 2JC11616 | 1.5/16″X12 | -16 | 24.50 | 41.00 | 25 | -16 | 0.37 | 0.82 |
| 2JC12016N | 1.5/8″X12 | -20 | 26.00 | 50.00 | 25 | -16 | 0.37 | 0.82 |
| 2JC12020 | 1.5/8″X12 | -20 | 26.50 | 50.00 | 31 | -20 | 0.40 | 0.88 |
| 2JC12420N | 1.7/8″X12 | -24 | 27.00 | 60.00 | 31 | -20 | On Demand | |
| 2JC12424 | 1.7/8″X12 | -24 | 27.50 | 60.00 | 38 | -24 | On Demand | |
| 2JC13224N | 2.1/2″X12 | -32 | 30.00 | 75.00 | 38 | -24 | 1.00 | 2.21 |
| 2JC13232 | 2.1/2″X12 | -32 | 28.00 | 75.00 | 51 | -32 | 0.96 | 2.12 |



For assembling instructions, please refer to our website: **www.anchorfluidsystems.com**

# 2JC4

**ISO 12 151-5**

ENGLISH
**JIC Female Swivel 37° Cone, 45° Elbow**
"N" in last code digit is for solid slip-back nut

ITALIANO
**Femmina JIC, cono a 37°, curvo a 45°**
"N" nell'ultima posizione del codice indica il dado a battuta

FRANÇAIS
**Femelle tournant JIC cône 37°, coude 45°**
Le suffixe N indique un écrou forgé coulissant

DEUTSCH
**JIC 37° Dichtkonus mit Überwurfmutter, 45°-Bogen**
N = freie Überwurfmutter

ESPAÑOL
**Hembra JIC, cono a 37°, curvado 45°**
N en la última posición del código, se indica la tuerca a tope

PORTUGUÊS
**Femea giratória JIC, sede 37°, curva 45°**
A letra "N" na última posição do código indica porca deslizante

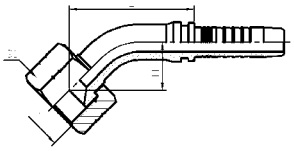

| | T | Dash Size | L mm | H mm | S1 mm | DN | Dash Size | kg/pc | lb/pc |
|---|---|---|---|---|---|---|---|---|---|
| 2JC40404 | 7/16"X20 | -4 | 40.00 | 16.00 | 14.00 | 6 | -4 | 0.03 | 0.07 |
| 2JC40504 | 1/2"X20 | -5 | 40.00 | 16.00 | 17.00 | 6 | -4 | On Demand | |
| 2JC40604N | 9/16"X18 | -6 | 40.00 | 15.00 | 19.00 | 6 | -4 | 0.04 | 0.09 |
| 2JC40606 | 9/16"X18 | -6 | 47.20 | 19.80 | 19.00 | 10 | -6 | 0.07 | 0.15 |
| 2JC40806N | 3/4"X16 | -8 | 45.50 | 18.00 | 22.00 | 10 | -6 | 0.08 | 0.18 |
| 2JC41006N | 7/8"X14 | -10 | 46.20 | 18.70 | 27.00 | 10 | -6 | On Demand | |
| 2JC40808 | 3/4"X16 | -8 | 56.00 | 23.60 | 22.00 | 12 | -8 | 0.12 | 0.26 |
| 2JC41008N | 7/8"X14 | -10 | 53.80 | 21.50 | 27.00 | 12 | -8 | 0.13 | 0.29 |
| 2JC41010 | 7/8"X14 | -10 | 65.00 | 25.20 | 27.00 | 16 | -10 | 0.16 | 0.35 |
| 2JC41210N | 1.1/16"X12 | -12 | 63.50 | 23.80 | 32.00 | 16 | -10 | 0.19 | 0.42 |
| 2JC41212 | 1.1/16"X12 | -12 | 75.30 | 29.00 | 32.00 | 19 | -12 | 0.24 | 0.53 |
| 2JC41612N | 1.5/16"X12 | -16 | 73.20 | 27.00 | 41.00 | 19 | -12 | 0.32 | 0.70 |
| 2JC41616 | 1.5/16"X12 | -16 | 84.50 | 32.10 | 41.00 | 25 | -16 | 0.45 | 0.99 |
| 2JC42016N | 1.5/8"X12 | -20 | 80.40 | 30.00 | 50.00 | 25 | -16 | 0.63 | 1.39 |
| 2JC42020 | 1.5/8"X12 | -20 | 93.20 | 32.00 | 50.00 | 31 | -20 | On Demand | |
| 2JC42420N | 1.7/8"X12 | -24 | 96.50 | 35.20 | 60.00 | 31 | -20 | On Demand | |
| 2JC42424 | 1.7/8"X12 | -24 | 113.00 | 42.00 | 60.00 | 38 | -24 | 1.12 | 2.47 |
| 2JC43232 | 2.1/2"X12 | -32 | 113.50 | 52.20 | 75.00 | 51 | -32 | 1.92 | 4.23 |



# 2JC9

**ISO 12 151-5**

ENGLISH
**JIC Female Swivel 37° Cone, 90° Elbow**
"N" in last code digit is for solid slip-back nut

ITALIANO
**Femmina JIC, cono a 37°, curvo a 90°**
"N" nell'ultima posizione del codice indica il dado a battuta

FRANÇAIS
**Femelle tournant JIC cône 37°, coude 90°**
Le suffixe N indique un écrou forgé coulissant

DEUTSCH
**JIC 37° Dichtkonus mit Überwurfmutter, 90°-Bogen**
N = freie Überwurfmutter

ESPAÑOL
**Hembra JIC, cono a 37°, curvado 90°**
N en la última posición del código, se indica la tuerca a tope

PORTUGUÊS
**Femea giratória JIC, sede 37°, curva 90°**
A letra "N" na última posição do código indica porca deslizante

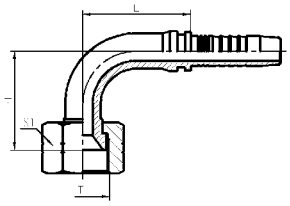

| | T | Dash Size | L mm | H mm | S1 mm | DN | Dash Size | kg/pc | lb/pc |
|---|---|---|---|---|---|---|---|---|---|
| 2JC90404 | 7/16"X20 | -4 | 32.00 | 32.00 | 14.00 | 6 | -4 | 0.04 | 0.09 |
| 2JC90504 | 1/2"X20 | -5 | 32.00 | 31.00 | 17.00 | 6 | -4 | On Demand | |
| 2JC90604N | 9/16"X18 | -6 | 33.00 | 29.50 | 19.00 | 6 | -4 | 0.05 | 0.11 |
| 2JC90606 | 9/16"X18 | -6 | 38.00 | 38.00 | 19.00 | 10 | -6 | 0.07 | 0.15 |
| 2JC90806N | 3/4"X16 | -8 | 38.00 | 36.00 | 22.00 | 10 | -6 | 0.09 | 0.20 |
| 2JC90808 | 3/4"X16 | -8 | 43.50 | 41.00 | 22.00 | 12 | -8 | 0.12 | 0.26 |
| 2JC91008 | 7/8"X14 | -10 | 45.50 | 47.00 | 27.00 | 12 | -8 | 0.14 | 0.31 |
| 2JC91208N | 1.1/16"X12 | -12 | 45.50 | 45.00 | 32.00 | 12 | -8 | 0.18 | 0.40 |
| 2JC91010 | 7/8"X14 | -10 | 55.50 | 47.00 | 27.00 | 16 | -10 | 0.18 | 0.40 |
| 2JC91210N | 1.1/16"X12 | -12 | 55.50 | 49.50 | 32.00 | 16 | -10 | 0.21 | 0.46 |
| 2JC91212 | 1.1/16"X12 | -12 | 65.50 | 58.00 | 32.00 | 19 | -12 | 0.29 | 0.64 |
| 2JC91612N | 1.5/16"X12 | -16 | 65.50 | 57.50 | 41.00 | 19 | -12 | 0.37 | 0.82 |
| 2JC91616 | 1.5/16"X12 | -16 | 75.00 | 71.00 | 41.00 | 25 | -16 | 0.52 | 1.15 |
| 2JC92016N | 1.5/8"X12 | -20 | 75.00 | 67.00 | 50.00 | 25 | -16 | 0.61 | 1.34 |
| 2JC92020 | 1.5/8"X12 | -20 | 92.00 | 78.00 | 50.00 | 31 | -20 | On Demand | |
| 2JC92420N | 1.7/8"X12 | -24 | 92.00 | 80.50 | 60.00 | 31 | -20 | On Demand | |
| 2JC92424 | 1.7/8"X12 | -24 | 108.00 | 86.00 | 60.00 | 38 | -24 | 1.39 | 3.06 |
| 2JC93232 | 2.1/2"X12 | -32 | 135.00 | 140.00 | 75.00 | 51 | -32 | On Demand | |

# 2JC9-X

**ISO 12 151-5**

ENGLISH
**JIC Female Swivel 37° Cone, 90° Elbow Long Drop**

ITALIANO
**Femmina JIC, cono a 37°, curvo a 90° versione lunga**

FRANÇAIS
**Femelle tournant JIC cône 37°, coude 90° long**

DEUTSCH
**JIC 37° Dichtkonus mit Überwurfmutter, 90°-Bogen Lang**

ESPAÑOL
**Hembra JIC, cono a 37°, curvado 90° versión larga**

PORTUGUÊS
**Femea giratória JIC, sede 37°, curva 90° longa**

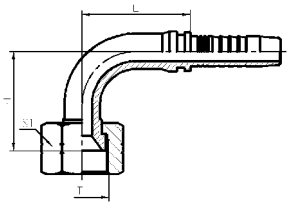

| | T | Dash Size | L mm | H mm | S1 mm | DN | Dash Size | kg/pc | lb/pc |
|---|---|---|---|---|---|---|---|---|---|
| 2JC90604X | 9/16″X18 | -6 | 43.00 | 50.00 | 19.00 | 6 | -4 | On Demand | |
| 2JC90806X | 3/4″X16 | -8 | 55.00 | 80.00 | 22.00 | 10 | -6 | On Demand | |

notes note notes Noten notas notas notlar заметки



For assembling instructions, please refer to our website: **www.anchorfluidsystems.com**

# 2PR1-O

**ISO 12 151-1**

ENGLISH
**ORFS Flat Seat Male O-Ring**

ITALIANO
**Maschio ORFS a faccia piana con O-Ring**

FRANÇAIS
**Mâle ORFS avec joint torique**

DEUTSCH
**ORFS Flachdichtend mit Außengewinde und O-Ring**

ESPAÑOL
**Macho ORFS de cara plana con O-Ring**

PORTUGUÊS
**Macho ORFS, sede plana com O-Ring**

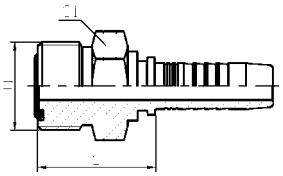

| | T | Dash Size | L mm | S1 mm | DN | Dash Size | kg/pc | lb/pc |
|---|---|---|---|---|---|---|---|---|
| 2PR10606O | 11/16"X16 | -6 | 27.00 | 19.00 | 10 | -6 | 0.04 | 0.09 |
| 2PR10808O | 13/16"X16 | -8 | 30.00 | 22.00 | 12 | -8 | 0.07 | 0.15 |
| 2PR11010O | 1"X14 | -10 | 35.00 | 27.00 | 16 | -10 | 0.01 | 0.02 |
| 2PR11212O | 1.3/16"X12 | -12 | 39.50 | 32.00 | 19 | -12 | 0.18 | 0.40 |
| 2PR11616O | 1.7/16"X12 | -16 | 44.50 | 41.00 | 25 | -16 | On Demand | |
| 2PR12020O | 1.11/16"X12 | -20 | 47.00 | 46.00 | 31 | -20 | On Demand | |



# 2OR1

ENGLISH
**ORFS Flat Seat Female Swivel**
"N" in last code digit is for solid slip-back nut

ITALIANO
**Femmina ORFS a faccia piana**
"N" nell'ultima posizione del codice indica il dado a battuta

FRANÇAIS
**Femelle tournant ORFS**
Le suffixe N indique un écrou forgé coulissant

DEUTSCH
**ORFS Flachdichted mit Überwurfmutter**
N = freie Überwurfmutter

ESPAÑOL
**Hembra ORFS de cara plana**
N en la última posición del código, se indica la tuerca a tope

PORTUGUÊS
**Femea giratória ORFS, sede plana**
A letra "N" na última posição do código indica porca deslizante

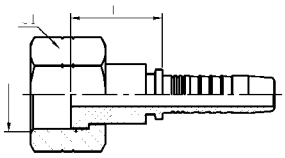

| | T | Dash Size | L mm | S1 mm | DN | Dash Size | kg/pc | lb/pc |
|---|---|---|---|---|---|---|---|---|
| 2OR10404 | 9/16"X18 | -4 | 23.50 | 17.00 | 6 | -4 | 0.04 | 0.09 |
| 2OR10604N | 11/16"X16 | -6 | 23.50 | 22.00 | 6 | -4 | 0.06 | 0.13 |
| 2OR10606 | 11/16"X16 | -6 | 27.00 | 22.00 | 10 | -6 | 0.06 | 0.13 |
| 2OR10806N | 13/16"X16 | -8 | 26.50 | 24.00 | 10 | -6 | 0.10 | 0.22 |
| 2OR10808 | 13/16"X16 | -8 | 29.50 | 24.00 | 12 | -8 | 0.10 | 0.22 |
| 2OR11008N | 1"X14 | -10 | 30.00 | 30.00 | 12 | -8 | 0.13 | 0.29 |
| 2OR11208N | 1.3/16"X12 | -12 | 32.00 | 36.00 | 12 | -8 | On Demand | |
| 2OR11010 | 1"X14 | -10 | 34.50 | 30.00 | 16 | -10 | 0.13 | 0.29 |
| 2OR11210N | 1.3/16"X12 | -12 | 32.50 | 36.00 | 16 | -10 | 0.28 | 0.62 |
| 2OR11212 | 1.3/16"X12 | -12 | 36.50 | 36.00 | 19 | -12 | 0.21 | 0.46 |
| 2OR11616N | 1.7/16"X12 | -16 | 36.00 | 41.00 | 25 | -16 | 0.30 | 0.66 |
| 2OR12020 | 1.11/16"X12 | -20 | 40.50 | 50.00 | 31 | -20 | 0.45 | 0.99 |
| 2OR12424N | 2"X12 | -24 | 36.50 | 60.00 | 38 | -24 | 0.73 | 1.61 |

# 2OR1-H

**ISO 12 151-1**

ENGLISH
**ORFS Flat Seat Female Swivel, Back-Hexagon**

ITALIANO
**Femmina ORFS a faccia piana, doppio esagono**

FRANÇAIS
**Femelle tournant ORFS, avec six pans arrière**

DEUTSCH
**ORFS Flachdichted mit Überwurfmutter und Sechskant**

ESPAÑOL
**Hembra ORFS de cara plana, doble hexágono**

PORTUGUÊS
**Femea giratória ORFS, sede plana, com duplo sextavado**

TÜRKÇE
**Dişi ORFS, Düz, Somunlu Rakor, Çift Altıgen**

РУССКИЙ
**Женское шарнирное соединение ORFS, с задним шестиугольником**

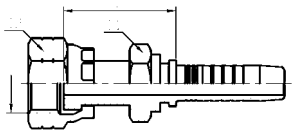

| | T | Dash Size | L mm | S1 mm | S2 mm | DN | Dash Size | kg/pc | lb/pc |
|---|---|---|---|---|---|---|---|---|---|
| 2OR10404H | 9/16″X18 | -4 | 31.00 | 14.00 | 17.00 | 6 | -4 | 0.05 | 0.11 |
| 2OR10604H | 11/16″X16 | -6 | 32.00 | 19.00 | 22.00 | 6 | -4 | 0.06 | 0.13 |
| 2OR10606H | 11/16″X16 | -6 | 32.50 | 19.00 | 22.00 | 10 | -6 | 0.07 | 0.15 |
| 2OR10806H | 13/16″X16 | -8 | 34.50 | 22.00 | 24.00 | 10 | -6 | On Demand | |
| 2OR10808H | 13/16″X16 | -8 | 34.50 | 22.00 | 24.00 | 12 | -8 | 0.11 | 0.24 |
| 2OR11008H | 1″X14 | -10 | 41.50 | 27.00 | 30.00 | 12 | -8 | 0.16 | 0.35 |
| 2OR11208H | 1.3/16″X12 | -12 | 43.00 | 36.00 | 36.00 | 12 | -8 | 0.24 | 0.53 |
| 2OR11010H | 1″X14 | -10 | 42.00 | 27.00 | 30.00 | 16 | -10 | 0.17 | 0.38 |
| 2OR11210H | 1.3/16″X12 | -12 | 43.50 | 36.00 | 36.00 | 16 | -10 | 0.25 | 0.55 |
| 2OR11012H | 1″X14 | -10 | 43.00 | 27.00 | 30.00 | 19 | -12 | On Demand | |
| 2OR11212H | 1.3/16″X12 | -12 | 43.50 | 36.00 | 36.00 | 19 | -12 | 0.32 | 0.70 |
| 2OR11612H | 1.7/16″X12 | -16 | 46.50 | 41.00 | 41.00 | 19 | -12 | 0.35 | 0.77 |
| 2OR11216H | 1.3/16″X12 | -12 | 45.50 | 36.00 | 36.00 | 25 | -16 | 0.33 | 0.73 |
| 2OR11616H | 1.7/16″X12 | -16 | 47.00 | 41.00 | 41.00 | 25 | -16 | 0.38 | 0.84 |
| 2OR12016H | 1.11/16″X12 | -20 | 50.00 | 50.00 | 50.00 | 25 | -16 | On Demand | |
| 2OR12020H | 1.11/16″X12 | -20 | 50.00 | 50.00 | 50.00 | 31 | -20 | 0.18 | 0.40 |
| 2OR12424H | 2″X12 | -24 | 56.00 | 60.00 | 60.00 | 38 | -24 | 1.03 | 2.27 |



# 2OR4

**ISO 12 151-1**

ENGLISH
**ORFS Flat Seat Female Swivel, 45° SWEM Elbow**
"N" in last code digit is for solid slip-back nut

ITALIANO
**Femmina ORFS a faccia piana, SWEM curvo a 45°**
"N" nell'ultima posizione del codice indica il dado a battuta

FRANÇAIS
**Femelle tournant ORFS, SWEM coude 45°**
Le suffixe N indique un écrou forgé coulissant

DEUTSCH
**ORFS Flachdichted mit Überwurfmutter, SWEM 45°-Bogen**
N = freie Überwurfmutter

ESPAÑOL
**Hembra ORFS de cara plana, SWEM curvado 45°**
N en la última posición del código, se indica la tuerca a tope

PORTUGUÊS
**Femea giratória ORFS, sede plana, SWEM curva 45°**
A letra "N" na última posição do código indica porca deslizante

TÜRKÇE
**Dişi ORFS, Düz, Somunlu Rakor, SWEM 45° açılı**
Kodun sonhanesindeki "N" katı geri kaymali somun içindir.

РУССКИЙ
**ORFS женское плоское соединение, 45° SWEM изгибом**
"N" в последной цифре кода означает сплошного скольжения назад гайка

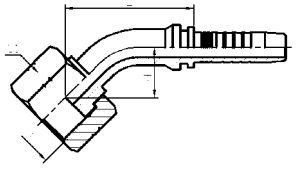

| | T | Dash Size | L mm | H mm | S1 mm | DN | Dash Size | kg/pc | lb/pc |
|---|---|---|---|---|---|---|---|---|---|
| 2OR40404 | 9/16″X18 | -4 | 44.80 | 21.00 | 17.00 | 6 | -4 | 0.05 | 0.11 |
| 2OR40604N | 11/16″X16 | -6 | 39.20 | 15.50 | 22.00 | 6 | -4 | 0.06 | 0.13 |
| 2OR40606 | 11/16″X16 | -6 | 54.00 | 26.50 | 22.00 | 10 | -6 | 0.07 | 0.15 |
| 2OR40806N | 13/16″X16 | -8 | 46.00 | 18.70 | 24.00 | 10 | -6 | On Demand | |
| 2OR40808 | 13/16″X16 | -8 | 62.60 | 30.30 | 24.00 | 12 | -8 | 0.13 | 0.29 |
| 2OR41008N | 1″X14 | -10 | 55.20 | 23.00 | 30.00 | 12 | -8 | 0.15 | 0.33 |
| 2OR41010 | 1″X14 | -10 | 74.50 | 34.80 | 30.00 | 16 | -10 | 0.20 | 0.44 |
| 2OR41210N | 1.3/16″X12 | -12 | 64.50 | 25.00 | 36.00 | 16 | -10 | 0.23 | 0.51 |
| 2OR41212 | 1.3/16″X12 | -12 | 85.50 | 39.50 | 36.00 | 19 | -12 | 0.31 | 0.68 |
| 2OR41612N | 1.7/16″X12 | -16 | 72.00 | 26.00 | 41.00 | 19 | -12 | 0.31 | 0.68 |
| 2OR41616 | 1.7/16″X12 | -16 | 92.50 | 42.00 | 41.00 | 25 | -16 | 0.46 | 1.01 |
| 2OR42016N | 1.11/16″X12 | -20 | 82.40 | 32.00 | 50.00 | 25 | -16 | On Demand | |
| 2OR42020 | 1.11/16″X12 | -20 | 91.20 | 32.00 | 50.00 | 31 | -20 | 0.74 | 1.63 |
| 2OR42424 | 2″X12 | -24 | 111.00 | 42.00 | 60.00 | 38 | -24 | 1.19 | 2.62 |

# 2OR4-S

**ISO 12 151-1**

ENGLISH
**ORFS Flat Seat Female Swivel, 45° SWES Elbow Short drop**

ITALIANO
**Femmina ORFS a faccia piana, SWES curvo a 45° versione corta**

FRANÇAIS
**Femelle tournant ORFS, SWES coude 45° court**

DEUTSCH
**ORFS Flachdichted mit Überwurfmutter, SWES 45°-Bogen Kurz**

ESPAÑOL
**Hembra ORFS de cara plana, SWES curvado 45° version corta**

PORTUGUÊS
**Femea giratória ORFS, SWES sede plana, curva 45° curta**

TÜRKÇE
**Dişi ORFS, Düz, Somunlu Rakor, SWES 45° açılı, kısa versiyon**

РУССКИЙ
**ORFS женское плоское соединение, 45° SWES изгибом и коротким кабельным вводом**

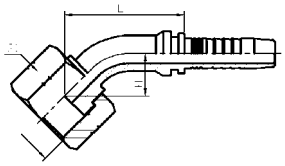

| | T | Dash Size | L mm | H mm | S1 mm | DN | Dash Size | kg/pc | lb/pc |
|---|---|---|---|---|---|---|---|---|---|
| 2OR40404S | 9/16″X18 | -4 | 33.80 | 10.00 | 17.00 | 6 | -4 | On Demand | |
| 2OR40604S | 11/16″X16 | -6 | 34.80 | 11.00 | 22.00 | 6 | -4 | On Demand | |
| 2OR40606S | 11/16″X16 | -6 | 36.80 | 11.00 | 22.00 | 10 | -6 | On Demand | |
| 2OR40806S | 13/16″X16 | -8 | 42.40 | 15.00 | 24.00 | 10 | -6 | On Demand | |
| 2OR40808S | 13/16″X16 | -8 | 47.30 | 15.00 | 24.00 | 12 | -8 | On Demand | |
| 2OR41008S | 1″X14 | -10 | 48.30 | 16.00 | 30.00 | 12 | -8 | On Demand | |
| 2OR41010S | 1″X14 | -10 | 55.70 | 16.00 | 30.00 | 16 | -10 | On Demand | |
| 2OR41210S | 1.3/16″X12 | -12 | 60.70 | 21.00 | 36.00 | 16 | -10 | On Demand | |
| 2OR41212S | 1.3/16″X12 | -12 | 67.20 | 21.00 | 36.00 | 19 | -12 | On Demand | |
| 2OR41616S | 1.7/16″X12 | -16 | 74.40 | 24.00 | 41.00 | 25 | -16 | On Demand | |
| 2OR42016S | 1.11/16″X12 | -20 | 75.40 | 25.00 | 50.00 | 25 | -16 | On Demand | |
| 2OR42020S | 1.11/16″X12 | -20 | 86.20 | 25.00 | 50.00 | 31 | -20 | On Demand | |
| 2OR42424S | 2″X12 | -24 | 98.00 | 27.00 | 60.00 | 38 | -24 | On Demand | |



# 2OR9

**ISO 12 151-1**

ENGLISH
**ORFS Flat Seat Female Swivel, 90° SWEM Elbow**
"N" in last code digit is for solid slip-back nut

ITALIANO
**Femmina ORFS a faccia piana, SWEM curvo a 90°**
"N" nell'ultima posizione del codice indica il dado a battuta

FRANÇAIS
**Femelle tournant ORFS, SWEM coude 90°**
Le suffixe N indique un écrou forgé coulissant

DEUTSCH
**ORFS Flachdichted mit Überwurfmutter, SWEM 90°-Bogen**
N = freie Überwurfmutter

ESPAÑOL
**Hembra ORFS de cara plana, SWEM curvado 90°**
N en la última posición del código, se indica la tuerca a tope

PORTUGUÊS
**Femea giratória ORFS, sede plana, SWEM curva 90°**
A letra "N" na última posição do código indica porca deslizante

TÜRKÇE
**Dişi ORFS, Düz, Somunlu Rakor, SWEM 90° açılı**
Kodun sonhanesindeki "N" katı geri kaymali somun içindir.

РУССКИЙ
**ORFS женское плоское соединение, 90° SWEM изгибом**
"N" в последной цифре кода означает сплошного скольжения назад гайка

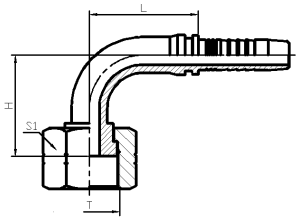

| | T | Dash Size | L mm | H mm | S1 mm | DN | Dash Size | kg/pc | lb/pc |
|---|---|---|---|---|---|---|---|---|---|
| 2OR90404 | 9/16″X18 | -4 | 32.00 | 32.00 | 17.00 | 6 | -4 | 0.05 | 0.11 |
| 2OR90604N | 11/16″X16 | -6 | 32.00 | 38.00 | 22.00 | 6 | -4 | 0.06 | 0.13 |
| 2OR90606 | 11/16″X16 | -6 | 38.00 | 38.00 | 22.00 | 10 | -6 | 0.09 | 0.20 |
| 2OR90806N | 13/16″X16 | -6 | 38.00 | 41.00 | 24.00 | 10 | -6 | 0.15 | 0.33 |
| 2OR90808 | 13/16″X16 | -8 | 43.50 | 41.00 | 24.00 | 12 | -8 | 0.16 | 0.35 |
| 2OR91008N | 1″X14 | -10 | 43.50 | 47.00 | 30.00 | 12 | -8 | 0.17 | 0.38 |
| 2OR91010 | 1″X14 | -10 | 55.50 | 47.00 | 30.00 | 16 | -10 | 0.22 | 0.48 |
| 2OR91210N | 1.3/16″X12 | -12 | 55.50 | 58.00 | 36.00 | 16 | -10 | 0.26 | 0.57 |
| 2OR91212 | 1.3/16″X12 | -12 | 65.50 | 58.00 | 36.00 | 19 | -12 | 0.36 | 0.79 |
| 2OR91612N | 1.7/16″X12 | -16 | 65.50 | 71.00 | 41.00 | 19 | -12 | 0.35 | 0.77 |
| 2OR91616 | 1.7/16″X12 | -16 | 75.00 | 71.00 | 41.00 | 25 | -16 | 0.39 | 0.86 |
| 2OR92016N | 1.11/16″X12 | -20 | 75.00 | 78.00 | 50.00 | 25 | -16 | 0.68 | 1.50 |
| 2OR92020 | 1.11/16″X12 | -20 | 92.00 | 78.00 | 50.00 | 31 | -20 | 0.86 | 1.90 |
| 2OR92424 | 2″X12 | -24 | 108.00 | 86.00 | 60.00 | 38 | -24 | 1.44 | 3.17 |

# 2OR9-S

**ISO 12 151-1**

ENGLISH
**ORFS Flat Seat Female Swivel, 90° SWES Elbow Short Drop**

ITALIANO
**Femmina ORFS a faccia piana, SWES curvo a 90° versione corta**

FRANÇAIS
**Femelle tournant ORFS, SWES coude 90° court**

DEUTSCH
**ORFS Flachdichted mit Überwurfmutter, SWES 90°-Bogen Kurz**

ESPAÑOL
**Hembra ORFS de cara plana, SWES curvado 90° versión corta**

PORTUGUÊS
**Femea giratória ORFS, sede plana, SWES curva 90° curta**

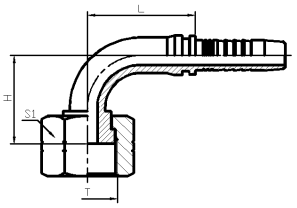

| | T | Dash Size | L mm | H mm | S1 mm | DN | Dash Size | kg/pc | lb/pc |
|---|---|---|---|---|---|---|---|---|---|
| 2OR90404S | 9/16″X18 | -4 | 32.00 | 21.00 | 17.00 | 6 | -4 | On Demand | |
| 2OR90604S | 11/16″X16 | -6 | 32.00 | 23.00 | 22.00 | 6 | -4 | On Demand | |
| 2OR90606S | 11/16″X16 | -6 | 33.00 | 23.00 | 22.00 | 10 | -6 | On Demand | |
| 2OR90806S | 13/16″X16 | -8 | 38.00 | 29.00 | 24.00 | 10 | -6 | On Demand | |
| 2OR90808S | 13/16″X16 | -8 | 39.50 | 29.00 | 24.00 | 12 | -8 | On Demand | |
| 2OR91008S | 1″X14 | -10 | 40.50 | 32.00 | 30.00 | 12 | -8 | On Demand | |
| 2OR91010S | 1″X14 | -10 | 55.50 | 32.00 | 30.00 | 16 | -10 | On Demand | |
| 2OR91210S | 1.3/16″X12 | -12 | 55.50 | 48.00 | 36.00 | 16 | -10 | On Demand | |
| 2OR91212S | 1.3/16″X12 | -12 | 65.50 | 48.00 | 36.00 | 19 | -12 | On Demand | |
| 2OR91612S | 1.7/16″X12 | -16 | 65.50 | 56.00 | 41.00 | 19 | -12 | On Demand | |
| 2OR91616S | 1.7/16″X12 | -16 | 75.00 | 56.00 | 41.00 | 25 | -16 | On Demand | |
| 2OR92016S | 1.11/16″X12 | -20 | 75.00 | 64.00 | 50.00 | 25 | -16 | On Demand | |
| 2OR92020S | 1.11/16″X12 | -20 | 92.00 | 64.00 | 50.00 | 31 | -20 | On Demand | |
| 2OR92424S | 2″X12 | -24 | 108.00 | 69.00 | 60.00 | 38 | -24 | On Demand | |



# 2OR9-X

**ISO 12 151-1**

ENGLISH
**ORFS Flat Seat Female Swivel, 90° SWEL Elbow Long Drop**

ITALIANO
**Femmina ORFS a faccia piana, SWEL curvo a 90° versione lunga**

FRANÇAIS
**Femelle tournant ORFS, SWEL coude 90° long**

DEUTSCH
**ORFS Flachdichted mit Überwurfmutter, SWEL 45°-Bogen Lang**

ESPAÑOL
**Hembra ORFS de cara plana, SWEL curvado 90° versión larga**

PORTUGUÊS
**Femea giratória ORFS, sede plana, SWEL curva 90° longa**

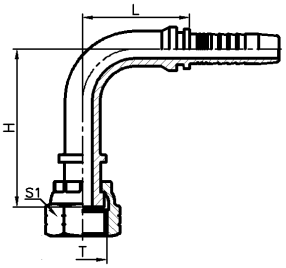

| | T | Dash Size | L mm | H mm | S1 mm | DN | Dash Size | kg/pc | lb/pc |
|---|---|---|---|---|---|---|---|---|---|
| 2OR90606X | 11/16″X16 | -6 | 38.00 | 54.00 | 22.00 | 10 | -6 | On Demand | |
| 2OR90808X | 13/16″X16 | -8 | 45.50 | 64.00 | 24.00 | 12 | -8 | 0.16 | 0.35 |
| 2OR91212X | 1.3/16″X12 | -12 | 65.50 | 96.00 | 36.00 | 19 | -12 | On Demand | |
| 2OR91616X | 1.7/16″X12 | -16 | 75.00 | 114.00 | 41.00 | 25 | -16 | On Demand | |

# 2FL1

**ISO 12 151-3**

ENGLISH
**SAE Flange Code 61**
ITALIANO
**Flangia SAE Code 61**
FRANÇAIS
**Bride SAE Code 61**
DEUTSCH
**SAE Flansch Code 61**
ESPAÑOL
**SAE Brida código 61**
PORTUGUÊS
**Flange SAE código 61**

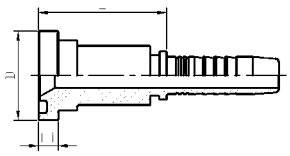

| | | | | | | | | | |
|---|---|---|---|---|---|---|---|---|---|
| | Dash Size | | L mm | D mm | L1 mm | DN | Dash Size | kg/pc | lb/pc |
| 2FL10808 | 1/2″ | -8 | 46.00 | 30.20 | 6.73 | 12 | -8 | 0.12 | 0.26 |
| 2FL11208 | 3/4″ | -12 | 46.50 | 38.10 | 6.73 | 12 | -8 | 0.18 | 0.40 |
| 2FL11210 | 3/4″ | -12 | 46.00 | 38.10 | 6.73 | 16 | -10 | On Demand | |
| 2FL11212 | 3/4″ | -12 | 48.00 | 38.10 | 6.73 | 19 | -12 | 0.19 | 0.42 |
| 2FL11612 | 1″ | -16 | 51.20 | 44.40 | 8.00 | 19 | -12 | 0.26 | 0.57 |
| 2FL11616 | 1″ | -16 | 52.00 | 44.40 | 8.00 | 25 | -16 | 0.27 | 0.60 |
| 2FL12016 | 1.1/4″ | -20 | 57.00 | 50.80 | 8.00 | 25 | -16 | On Demand | |
| 2FL12020 | 1.1/4″ | -20 | 58.00 | 50.80 | 8.00 | 31 | -20 | 0.47 | 1.04 |
| 2FL12420 | 1.1/2″ | -24 | 68.00 | 60.30 | 8.00 | 31 | -20 | On Demand | |
| 2FL12424 | 1.1/2″ | -24 | 68.00 | 60.30 | 8.00 | 38 | -24 | 0.77 | 1.70 |
| 2FL13224 | 2″ | -32 | 66.00 | 71.40 | 9.53 | 38 | -24 | On Demand | |
| 2FL13232 | 2″ | -32 | 70.00 | 71.40 | 9.53 | 51 | -32 | 1.04 | 2.29 |



# 2FL4

**ISO 12 151-3**

ENGLISH
**SAE Flange Code 61, 45° Elbow**
ITALIANO
**Flangia SAE Code 61, curvo a 45°**
FRANÇAIS
**Bride SAE Code 61, coude 45°**
DEUTSCH
**SAE Flansch Code 61, 45°-Bogen**
ESPAÑOL
**SAE Brida código 61, curvado 45°**
PORTUGUÊS
**Flange SAE código 61, curva 45°**

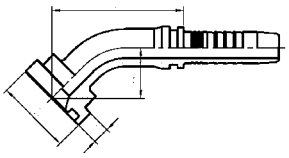

| | | | | | | | | | | |
|---|---|---|---|---|---|---|---|---|---|---|
| | Dash Size | | L mm | H mm | D mm | L1 mm | DN | Dash Size | kg/pc | lb/pc |
| 2FL40808 | 1/2″ | -8 | 51.30 | 19.00 | 30.20 | 6.73 | 12 | -8 | 0.12 | 0.26 |
| 2FL41208 | 3/4″ | -12 | 58.30 | 26.00 | 38.10 | 6.73 | 12 | -8 | On Demand | |
| 2FL41210 | 3/4″ | -12 | 64.60 | 25.00 | 38.10 | 6.73 | 16 | -10 | On Demand | |
| 2FL41212 | 3/4″ | -12 | 72.20 | 26.00 | 38.10 | 6.73 | 19 | -12 | 0.23 | 0.51 |
| 2FL41612 | 1″ | -16 | 78.20 | 32.00 | 44.40 | 8.00 | 19 | -12 | 0.26 | 0.57 |
| 2FL41616 | 1″ | -16 | 82.50 | 32.00 | 44.40 | 8.00 | 25 | -16 | 0.38 | 0.84 |
| 2FL42016 | 1.1/4″ | -20 | 88.50 | 38.00 | 50.80 | 8.00 | 25 | -16 | On Demand | |
| 2FL42020 | 1.1/4″ | -20 | 99.00 | 38.00 | 50.80 | 8.00 | 31 | -20 | On Demand | |
| 2FL42420 | 1.1/2″ | -24 | 105.00 | 44.00 | 60.30 | 8.00 | 31 | -20 | On Demand | |
| 2FL42424 | 1.1/2″ | -24 | 111.50 | 44.00 | 60.30 | 8.00 | 38 | -24 | On Demand | |
| 2FL43224 | 2″ | -32 | 127.00 | 56.00 | 71.40 | 9.53 | 38 | -24 | On Demand | |
| 2FL43232 | 2″ | -32 | 142.00 | 56.00 | 71.40 | 9.53 | 51 | -32 | On Demand | |

# 2FL9

**ISO 12 151-3**

ENGLISH
**SAE Flange Code 61, 90° Elbow**
ITALIANO
**Flangia SAE Code 61, curvo a 90°**
FRANÇAIS
**Bride SAE Code 61, coude 90°**
DEUTSCH
**SAE Flansch Code 61, 90°-Bogen**
ESPAÑOL
**SAE Brida código 61, curvado 90°**
PORTUGUÊS
**Flange SAE código 61, curva 90°**

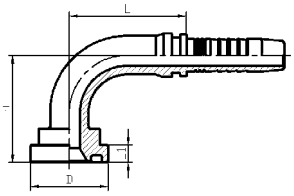

| | | | | | | | | | | |
|---|---|---|---|---|---|---|---|---|---|---|
| | | Dash Size | L mm | H mm | D mm | L1 mm | DN | Dash Size | kg/pc | lb/pc |
| 2FL90808 | 1/2″ | -8 | 45.50 | 40.00 | 30.20 | 6.73 | 12 | -8 | 0.14 | 0.31 |
| 2FL91208 | 3/4″ | -12 | 45.50 | 58.00 | 38.10 | 6.73 | 12 | -8 | 0.16 | 0.35 |
| 2FL91210 | 3/4″ | -12 | 55.50 | 58.00 | 38.10 | 6.73 | 16 | -10 | On Demand | |
| 2FL91212 | 3/4″ | -12 | 65.50 | 58.00 | 38.10 | 6.73 | 19 | -12 | 0.28 | 0.62 |
| 2FL91612 | 1″ | -16 | 65.50 | 70.00 | 44.40 | 8.00 | 19 | -12 | On Demand | |
| 2FL91616 | 1″ | -16 | 75.00 | 70.00 | 44.40 | 8.00 | 25 | -16 | 0.44 | 0.97 |
| 2FL92016 | 1.1/4″ | -20 | 75.00 | 90.00 | 50.80 | 8.00 | 25 | -16 | On Demand | |
| 2FL92020 | 1.1/4″ | -20 | 92.00 | 90.00 | 50.80 | 8.00 | 31 | -20 | 0.72 | 1.59 |
| 2FL92420 | 1.1/2″ | -24 | 92.00 | 104.00 | 60.30 | 8.00 | 31 | -20 | On Demand | |
| 2FL92424 | 1.1/2″ | -24 | 108.00 | 104.00 | 60.30 | 8.00 | 38 | -24 | On Demand | |
| 2FL93224 | 2″ | -32 | 108.00 | 138.00 | 71.40 | 9.53 | 38 | -24 | On Demand | |
| 2FL93232 | 2″ | -32 | 134.50 | 138.00 | 71.40 | 9.53 | 51 | -32 | 2.03 | 4.47 |

notes note notes Noten notas notas notlar заметки

# 2FH1

**ISO 12 151-3**

ENGLISH
**SAE Flange Code 62**
ITALIANO
**Flangia SAE Code 62**
FRANÇAIS
**Bride SAE Code 62**
DEUTSCH
**SAE Flansch Code 62**
ESPAÑOL
**SAE Brida código 62**
PORTUGUÊS
**Flange SAE código 62**

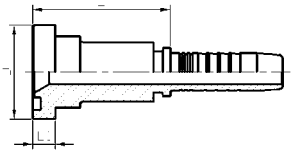

| | | | | | | | | | |
|---|---|---|---|---|---|---|---|---|---|
| | Dash Size | | L mm | D mm | L1 mm | DN | Dash Size | kg/pc | lb/pc |
| 2FH10808 | 1/2″ | -8 | 47.00 | 31.70 | 7.75 | 12 | -8 | 0.14 | 0.31 |
| 2FH11208 | 3/4″ | -12 | 49.50 | 41.30 | 8.76 | 12 | -8 | 0.22 | 0.48 |
| 2FH11210 | 3/4″ | -12 | 50.00 | 41.30 | 8.76 | 16 | -10 | On Demand | |
| 2FH11212 | 3/4″ | -12 | 51.00 | 41.30 | 8.76 | 19 | -12 | 0.25 | 0.55 |
| 2FH11612 | 1″ | -16 | 56.00 | 47.60 | 9.53 | 19 | -12 | 0.30 | 0.66 |
| 2FH11616 | 1″ | -16 | 57.00 | 47.60 | 9.53 | 25 | -16 | 0.39 | 0.86 |
| 2FH12016 | 1.1/4″ | -20 | 65.00 | 54.00 | 10.29 | 25 | -16 | On Demand | |
| 2FH12020 | 1.1/4″ | -20 | 66.00 | 54.00 | 10.29 | 31 | -20 | 0.58 | 1.28 |
| 2FH12420 | 1.1/2″ | -24 | 75.50 | 63.50 | 12.57 | 31 | -20 | On Demand | |
| 2FH12424 | 1.1/2″ | -24 | 75.00 | 63.50 | 12.57 | 38 | -24 | On Demand | |
| 2FH13232 | 2″ | -32 | 86.00 | 79.40 | 12.57 | 51 | -32 | On Demand | |



# 2FH4

**ISO 12 151-3**

ENGLISH
**SAE Flange Code 62, 45° Elbow**
ITALIANO
**Flangia SAE Code 62, curvo a 45°**
FRANÇAIS
**Bride SAE Code 62, coude 45°**
DEUTSCH
**SAE Flansch Code 62, 45°-Bogen**
ESPAÑOL
**SAE Brida código 62, curvado 45°**
PORTUGUÊS
**Flange SAE código 62, curva 45°**

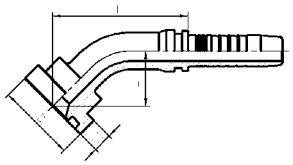

| | | | | | | | | | |
|---|---|---|---|---|---|---|---|---|---|
| | Dash Size | | L mm | H mm | D mm | L1 mm | DN | Dash Size | kg/pc | lb/pc |
| 2FH40808 | 1/2″ | -8 | 51.30 | 19.00 | 31.70 | 7.75 | 12 | -8 | 0.13 | 0.29 |
| 2FH41208 | 3/4″ | -12 | 58.30 | 26.00 | 41.30 | 8.76 | 12 | -8 | On Demand | |
| 2FH41210 | 3/4″ | -12 | 65.70 | 26.00 | 41.30 | 8.76 | 16 | -10 | On Demand | |
| 2FH41212 | 3/4″ | -12 | 72.00 | 26.00 | 41.30 | 8.76 | 19 | -12 | On Demand | |
| 2FH41612 | 1″ | -16 | 78.00 | 32.00 | 47.60 | 9.53 | 19 | -12 | 0.34 | 0.75 |
| 2FH41616 | 1″ | -16 | 82.50 | 32.00 | 47.60 | 9.53 | 25 | -16 | 0.44 | 0.97 |
| 2FH42016 | 1.1/4″ | -20 | 88.50 | 38.00 | 54.00 | 10.29 | 25 | -16 | On Demand | |
| 2FH42020 | 1.1/4″ | -20 | 103.00 | 38.00 | 54.00 | 10.29 | 31 | -20 | 0.69 | 1.52 |
| 2FH42420 | 1.1/2″ | -24 | 105.00 | 44.00 | 63.50 | 12.57 | 31 | -20 | On Demand | |
| 2FH42424 | 1.1/2″ | -24 | 115.00 | 44.00 | 63.50 | 12.57 | 38 | -24 | On Demand | |
| 2FH43232 | 2″ | -32 | 142.00 | 56.00 | 79.40 | 12.57 | 51 | -32 | On Demand | |

# 2FH9

**ISO 12 151-3**

ENGLISH
**SAE Flange Code 62, 90° Elbow**
ITALIANO
**Flangia SAE Code 62, curvo a 90°**
FRANÇAIS
**Bride SAE Code 62, coude 90°**
DEUTSCH
**SAE Flansch Code 62, 90°-Bogen**
ESPAÑOL
**SAE Brida código 62, curvado 90°**
PORTUGUÊS
**Flange SAE código 62, curva 90°**

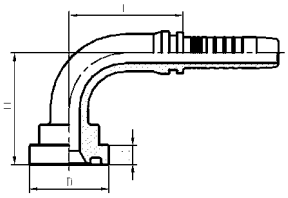

| | | | | | | | | | | |
|---|---|---|---|---|---|---|---|---|---|---|
| | | Dash Size | L mm | H mm | D mm | L1 mm | DN | Dash Size | kg/pc | lb/pc |
| 2FH90808 | 1/2″ | -8 | 45.50 | 40.00 | 31.70 | 7.75 | 12 | -8 | 0.15 | 0.33 |
| 2FH91208 | 3/4″ | -12 | 45.50 | 58.00 | 41.30 | 8.76 | 12 | -8 | 0.25 | 0.55 |
| 2FH91210 | 3/4″ | -12 | 55.50 | 58.00 | 41.30 | 8.76 | 16 | -10 | On Demand | |
| 2FH91212 | 3/4″ | -12 | 65.50 | 58.00 | 41.30 | 8.76 | 19 | -12 | 0.31 | 0.68 |
| 2FH91612 | 1″ | -16 | 65.50 | 70.00 | 47.60 | 9.53 | 19 | -12 | 0.37 | 0.82 |
| 2FH91616 | 1″ | -16 | 75.00 | 70.00 | 47.60 | 9.53 | 25 | -16 | 0.51 | 1.12 |
| 2FH92016 | 1.1/4″ | -20 | 74.00 | 90.00 | 54.00 | 10.29 | 25 | -16 | 0.62 | 1.37 |
| 2FH92020 | 1.1/4″ | -20 | 92.00 | 90.00 | 54.00 | 10.29 | 31 | -20 | On Demand | |
| 2FH92420 | 1.1/2″ | -24 | 92.00 | 104.00 | 63.50 | 12.57 | 31 | -20 | On Demand | |
| 2FH92424 | 1.1/2″ | -24 | 108.00 | 104.00 | 63.50 | 12.57 | 38 | -24 | On Demand | |
| 2FH93232 | 2″ | -32 | 135.00 | 138.00 | 79.40 | 12.57 | 51 | -32 | On Demand | |

notes note notes Noten notas notas notlar заметки

# 2NP1

**SAE J476a**

ENGLISH
**NPTF Male Port Connection**

ITALIANO
**Maschio NPTF**

FRANÇAIS
**Mâle NPTF**

DEUTSCH
**NPTF Einschraubzapfen**

ESPAÑOL
**Macho NPTF**

PORTUGUÊS
**Macho NPTF**

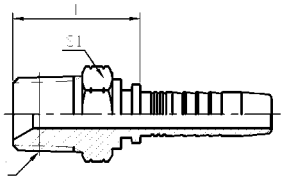

| | T | Dash Size | L mm | S1 mm | DN | Dash Size | kg/pc | lb/pc |
|---|---|---|---|---|---|---|---|---|
| 2NP10404 | NPTF1/4"X18 | -4 | 29.50 | 14.00 | 6 | -4 | On Demand | |
| 2NP10604 | NPTF3/8"X18 | -6 | 30.50 | 17.00 | 6 | -4 | On Demand | |
| 2NP10606 | NPTF3/8"X18 | -6 | 31.00 | 17.00 | 10 | -6 | On Demand | |
| 2NP10806 | NPTF1/2"X14 | -8 | 36.00 | 22.00 | 10 | -6 | On Demand | |
| 2NP10808 | NPTF1/2"X14 | -8 | 36.00 | 22.00 | 12 | -8 | 0.09 | 0.20 |
| 2NP11208 | NPTF3/4"X14 | -12 | 38.00 | 27.00 | 12 | -8 | On Demand | |
| 2NP11210 | NPTF3/4"X14 | -12 | 39.00 | 27.00 | 16 | -10 | 0.13 | 0.29 |
| 2NP11212 | NPTF3/4"X14 | -12 | 40.00 | 27.00 | 19 | -12 | 0.14 | 0.31 |
| 2NP11612 | NPTF1"X11.5 | -16 | 49.00 | 36.00 | 19 | -12 | On Demand | |
| 2NP11616 | NPTF1"X11.5 | -16 | 49.00 | 36.00 | 25 | -16 | On Demand | |
| 2NP12020 | NPTF1.1/4"X11.5 | -20 | 53.00 | 46.00 | 31 | -20 | On Demand | |
| 2NP12424 | NPTF1.1/2"X11.5 | -24 | 55.00 | 50.00 | 38 | -24 | On Demand | |
| 2NP13232 | NPTF2"X11.5 | -32 | 59.50 | 65.00 | 51 | -32 | On Demand | |

notes note notes Noten notas notas notlar заметки

notes note notes Noten notas notas notlar заметки

# SERIES 3

EN **Two pieces coupling Interlock ferrule for four and six spirals hoses**
IT **Raccordo due pezzi con boccola interlock per tubi a quattro e sei spirali**
FR **Embout deux pièces type Interlock pour tuyaux quatre et six nappes acier**
DE **Zweiteilige Interlock-Schälarmatur für Vier- und Sechsspiralschläuche**
ES **Racor para dos piezas con casquillo interlock para tubos de cuatro a seis espirales**
PT **Terminal duas peças com capa interlock para mangueiras quatro e seis espirais de aço**

This series of couplings fits with the following **Anchor Hose**

**4SH EN 856**

**4SH EN 856 PLUS MSHA**

**4SH EN 856 PLUS MSHA TOUGHGUARD™**

**R13 EN 856 / SAE 100 R13 MSHA**

**R13 EN 856 / SAE 100 R13 MSHA TOUGHGUARD™**

**R15 SAE 100 MSHA**

**R15 SAE 100 MSHA TOUGHGUARD™**

EN 856
ANCHOR

# 8I004S

**Anchor 4SH all sizes**

**Anchor SAE 100 R13, R15 from size -12 to -16**

ENGLISH
**Internal/External Skive-Type Ferrules**

ITALIANO
**Boccole per tubi a pelatura interna ed esterna (Interlock)**

FRANÇAIS
**Jupes Interlock avec dénudage interne et externe**

DEUTSCH
**Presshülse für Innen- und Außenschälung**

ESPAÑOL
**Casquillos para tubos con peladura interna y externa (Interlock)**

PORTUGUÊS
**Capas para mangueiras com desbaste interno e externo (Interlock)**

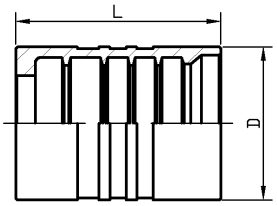

| | L mm | D mm | DN | Dash Size | kg/pc | lb/pc |
|---|---|---|---|---|---|---|
| 8I004S-12 | 53.0 | 39.5 | 19 | -12 | 0.16 | 0.36 |
| 8I004S-16 | 66.0 | 48.5 | 25 | -15 | 0.30 | 0.66 |
| 8I004S-20 | 88.0 | 56.0 | 32 | -20 | 0.44 | 0.97 |
| 8I004S-24 | 102.0 | 63.5 | 40 | -24 | 0.71 | 1.56 |
| 8I004S-32 | 106.0 | 79.0 | 50 | -32 | 1.05 | 2.32 |



# 8I006S

**Anchor SAE 100 R13, R15 from size -20 to -32**

ENGLISH
**Internal/External Skive-Type Ferrules**

ITALIANO
**Boccole per tubi a pelatura interna ed esterna (Interlock)**

FRANÇAIS
**Jupes Interlock avec dénudage interne et externe**

DEUTSCH
**Presshülse für Innen- und Außenschälung**

ESPAÑOL
**Casquillos para tubos con peladura interna y externa (Interlock)**

PORTUGUÊS
**Capas para mangueiras com desbaste interno e externo (Interlock)**

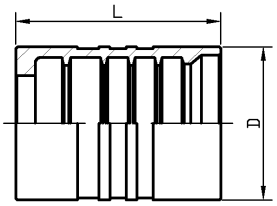

| | L mm | D mm | DN | Dash Size | kg/pc | lb/pc |
|---|---|---|---|---|---|---|
| 8I006S-20 | 88.0 | 60.0 | 32 | -20 | 0.51 | 1.13 |
| 8I006S-24 | 102.0 | 69.3 | 38 | -24 | 0.81 | 1.80 |
| 8I006S-32 | 106.0 | 84.5 | 51 | -32 | 1.17 | 2.59 |

# 3CH1

**ISO 12 151-2**

ENGLISH
**Metric Male 24° Cone Seat (S-Type Heavy Series)**
ITALIANO
**Maschio metrico, cono a 24° (serie pesante tipo S)**
FRANÇAIS
**Mâle métrique cône 24° série lourde (S)**
DEUTSCH
**24° Dichtkonus (schwere Reihe S) mit metrischem Außengewinde**
ESPAÑOL
**Macho métrico, cono a 24° (serie pesada tipo S)**
PORTUGUÊS
**Macho Métrico, sede 24° (série pesada tipo S)**

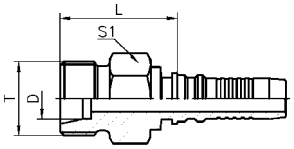

| | T | | L mm | S1 mm | DN | Dash Size | kg/pc | lb/pc |
|---|---|---|---|---|---|---|---|---|
| 3CH12012 | M30X2 | 20S | 38.00 | 32.00 | 19 | -12 | On Demand | |
| 3CH12512 | M36X2 | 25S | 42.50 | 41.00 | 19 | -12 | 0.28 | 0.62 |
| 3CH13016 | M42X2 | 30S | 45.50 | 46.00 | 25 | -16 | 0.40 | 0.88 |
| 3CH13820 | M52X2 | 38S | 50.00 | 55.00 | 31 | -20 | 0.71 | 1.56 |



# 3DH1

**ISO 12 151-2**

ENGLISH
**Metric Female 24° Cone O-Ring (S-Type Heavy Series)**
"N" in last code digit is for solid slip-back nut
ITALIANO
**Femmina metrica, cono a 24° con O-Ring (serie pesante tipo S)**
"N" nell'ultima posizione del codice indica il dado a battuta
FRANÇAIS
**Femelle tournant métrique cône 24° avec joint torique série lourde (S)**
Le suffixe N indique un écrou forgé coulissant
DEUTSCH
**24° Dichtkegel mit Überwurfmutter, metrisch (schwere Reihe S)**
N = freie Überwurfmutter
ESPAÑOL
**Hembra métrica, cono a 24° con O-Ring (serie pesada tipo S)**
N en la última posición del código, se indica la tuerca a tope
PORTUGUÊS
**Femea Métrica, sede 24° com O-Ring (série pesada tipo S)**

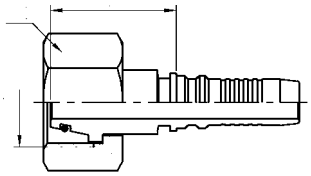

| | T | | L mm | S1 mm | DN | Dash Size | kg/pc | lb/pc |
|---|---|---|---|---|---|---|---|---|
| 3DH12012 | M30X2 | 20S | 32.50 | 36.00 | 19 | -12 | On Demand | |
| 3DH12512N | M36X2 | 25S | 35.50 | 46.00 | 19 | -12 | 0.33 | 0.73 |
| 3DH13016N | M42X2 | 30S | 37.50 | 50.00 | 25 | -16 | 0.42 | 0.93 |
| 3DH13820N | M52X2 | 38S | 45.50 | 60.00 | 31 | -20 | 0.82 | 1.81 |



For assembling instructions, please refer to our website: **www.anchorfluidsystems.com**

# 3DH4

**ISO 12 151-2**

ENGLISH
**Metric Female 24° Cone O-Ring (S-Type Heavy Series), 45° Elbow**
"N" in last code digit is for solid slip-back nut

ITALIANO
**Femmina metrica, cono a 24° con O-Ring (serie pesante tipo S), curvo a 45°**
"N" nell'ultima posizione del codice indica il dado a battuta

FRANÇAIS
**Femelle tournant métrique cône 24° avec joint torique série lourde (S), coude 45°**
Le suffixe N indique un écrou forgé coulissant

DEUTSCH
**24° Dichtkegel mit Überwurfmutter, metrisch (schwere Reihe S), 45°-Bogen**
N = freie Überwurfmutter

ESPAÑOL
**Hembra métrica, cono a 24° con O-Ring (serie pesada tipo S), curvado 45°**
N en la última posición del código, se indica la tuerca a tope

PORTUGUÊS
**Femea Métrica, sede 24° com O-Ring (série pesada tipo S), curva 45°**
A letra "N" na última posição do código indica porca deslizante

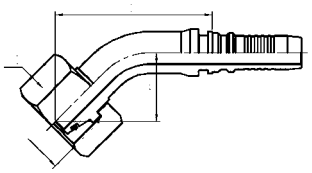

| | T | | L mm | H mm | S1 mm | DN | Dash Size | kg/pc | lb/pc |
|---|---|---|---|---|---|---|---|---|---|
| 3DH42012 | M30X2 | 20S | 81.70 | 36.50 | 36.00 | 19 | -12 | 0.32 | 0.70 |
| 3DH42512N | M36X2 | 25S | 80.20 | 30.50 | 46.00 | 19 | -12 | 0.41 | 0.90 |
| 3DH43016N | M42X2 | 30S | 85.00 | 35.00 | 50.00 | 25 | -16 | 0.60 | 1.32 |
| 3DH43820N | M52X2 | 38S | 110.30 | 41.50 | 60.00 | 31 | -20 | 1.09 | 2.40 |



# 3DH9

**ISO 12 151-2**

ENGLISH
**Metric Female 24° Cone O-Ring (S-Type Heavy Series), 90° Elbow**
"N" in last code digit is for solid slip-back nut

ITALIANO
**Femmina metrica, cono a 24° con O-Ring (serie pesante tipo S), curvo a 90°**
"N" nell'ultima posizione del codice indica il dado a battuta

FRANÇAIS
**Femelle tournant métrique cône 24° avec joint torique série lourde (S), coude 90°**
Le suffixe N indique un écrou forgé coulissant

DEUTSCH
**24° Dichtkegel mit Überwurfmutter, metrisch (schwere Reihe S), 90°-Bogen**
N = freie Überwurfmutter

ESPAÑOL
**Hembra métrica, cono a 24° con O-Ring (serie pesada tipo S), curvado 90°**
N en la última posición del código, se indica la tuerca a tope

PORTUGUÊS
**Femea Métrica, sede 24° com O-Ring (série pesada tipo S), curva 90°**
A letra "N" na última posição do código indica porca deslizante

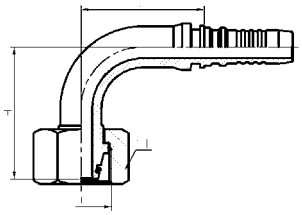

| | T | | L mm | H mm | S1 mm | DN | Dash Size | kg/pc | lb/pc |
|---|---|---|---|---|---|---|---|---|---|
| 3DH92012 | M30X2 | 20S | 64.50 | 71.00 | 36.00 | 19 | -12 | On Demand | |
| 3DH92512N | M36X2 | 25S | 69.00 | 59.00 | 46.00 | 19 | -12 | 0.47 | 1.04 |
| 3DH93016N | M42X2 | 30S | 74.50 | 74.00 | 50.00 | 25 | -16 | 1.13 | 2.49 |
| 3DH93820N | M52X2 | 38S | 99.50 | 87.00 | 60.00 | 32 | -20 | 1.25 | 2.76 |

# 3AP1

**ISO 12 151-6**

**BS 5200**

ENGLISH
**BSP Male 60° Cone**
ITALIANO
**Maschio BSP, cono a 60°**
FRANÇAIS
**Mâle BSP cône 60°**
DEUTSCH
**BSP Gewindezapfen 60° Dichtkonus**
ESPAÑOL
**Macho BSP, cono a 60°**
PORTUGUÊS
**Macho BSP, sede 60°**

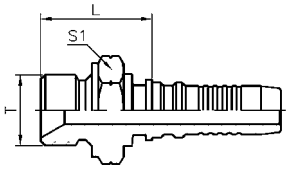

| | T | Dash Size | L mm | S1 mm | DN | Dash Size | kg/pc | lb/pc |
|---|---|---|---|---|---|---|---|---|
| 3AP11212 | G3/4"X14 | -12 | 39.50 | 32.00 | 19 | -12 | 0.18 | 0.40 |
| 3AP11616 | G1"X11 | -16 | 46.50 | 41.00 | 25 | -16 | 0.33 | 0.73 |
| 3AP12020 | G1.1/4"X11 | -20 | 51.00 | 50.00 | 31 | -20 | On Demand | |
| 3AP12424 | G1.1/2"X11 | -24 | 53.00 | 55.00 | 38 | -24 | On Demand | |
| 3AP13232 | G2"X11 | -32 | 56.00 | 70.00 | 51 | -32 | On Demand | |



# 3BO1

**ISO 12 151-6**

**BS 5200-A**

ENGLISH
**BSP Female Swivel 60° O-Ring Cone**
ITALIANO
**Femmina BSP, cono a 60° con O-Ring**
FRANÇAIS
**Femelle tournant BSP cône 60° avec joint torique**
DEUTSCH
**BSP 60° Dichtkonus mit Überwurfmutter und O-Ring**
ESPAÑOL
**Hembra BSP, cono a 60° con O-Ring**
PORTUGUÊS
**Femea giratória BSP, sede 60° com O-Ring**

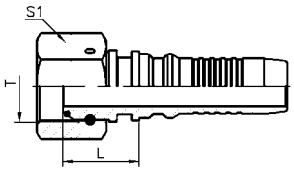

| | T | Dash Size | L mm | S1 mm | DN | Dash Size | kg/pc | lb/pc |
|---|---|---|---|---|---|---|---|---|
| 3BO11212 | G3/4"X14 | -12 | 26.50 | 32.00 | 19 | -12 | 0.17 | 0.38 |
| 3BO11616 | G1"X11 | -16 | 30.50 | 41.00 | 25 | -16 | 0.39 | 0.86 |
| 3BO12020 | G1.1/4"X11 | -20 | 34.00 | 50.00 | 31 | -20 | 0.61 | 1.34 |
| 3BO12424 | G1.1/2"X11 | -24 | 33.50 | 55.00 | 38 | -24 | 0.77 | 1.70 |
| 3BO13232 | G2"X11 | -32 | 33.00 | 70.00 | 51 | -32 | 0.79 | 1.74 |



# 3BO4

**BS 5200 D**

**ISO 12 151-6**

ENGLISH
**BSP Female Swivel 60° O-Ring Cone, 45° Elbow**
ITALIANO
**Femmina BSP, cono a 60° con O-Ring, curvo a 45°**
FRANÇAIS
**Femelle tournant BSP cône 60° avec joint torique, coude 45°**
DEUTSCH
**BSP 60° Dichtkonus mit Überwurfmutter und O-Ring, 45°-Bogen**
ESPAÑOL
**Hembra BSP, cono a 60° con O-Ring, curvado 45°**
PORTUGUÊS
**Femea giratória BSP, sede 60° com O-Ring, curva 45°**

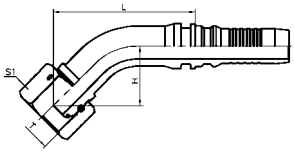

| | T | Dash Size | L mm | H mm | S1 mm | DN | Dash Size | kg/pc | lb/pc |
|---|---|---|---|---|---|---|---|---|---|
| 3BO41212 | G3/4"X14 | -12 | 78.70 | 29.00 | 32.00 | 19 | -12 | 0.28 | 0.62 |
| 3BO41616 | G1"X11 | -16 | 85.00 | 35.00 | 41.00 | 25 | -16 | 0.52 | 1.15 |
| 3BO42020 | G1.1/4"X11 | -20 | 108.80 | 40.00 | 50.00 | 31 | -20 | 1.01 | 2.23 |
| 3BO42424 | G1.1/2"X11 | -24 | 121.00 | 47.80 | 55.00 | 38 | -24 | 1.33 | 2.93 |
| 3BO43232 | G2"X11 | -32 | 154.50 | 70.00 | 70.00 | 51 | -32 | On Demand | |



For assembling instructions, please refer to our website: **www.anchorfluidsystems.com**

# 3BO9

**BS 5200 B**

**ISO 12 151-6**

ENGLISH
**BSP Female Swivel 60° O-Ring Cone, 90° Elbow**

ITALIANO
**Femmina BSP, cono a 60° con O-Ring, curvo a 90°**

FRANÇAIS
**Femelle tournant BSP cône 60° avec joint torique, coude 90°**

DEUTSCH
**BSP 60° Dichtkonus mit Überwurfmutter und O-Ring, 90°-Bogen**

ESPAÑOL
**Hembra BSP, cono a 60° con O-Ring, curvado 90°**

PORTUGUÊS
**Femea giratória BSP, sede 60° com O-Ring, curva 90°**

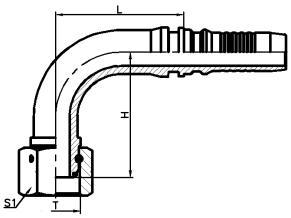

| | T | Dash Size | L mm | H mm | S1 mm | DN | Dash Size | kg/pc | lb/pc |
|---|---|---|---|---|---|---|---|---|---|
| 3BO91212 | G3/4″X14 | -12 | 69.00 | 58.00 | 32.00 | 19 | -12 | 0.33 | 0.73 |
| 3BO91616 | G1″X11 | -16 | 74.50 | 74.00 | 41.00 | 25 | -16 | 0.60 | 1.32 |
| 3BO92020 | G1.1/4″X11 | -20 | 94.50 | 85.00 | 50.00 | 31 | -20 | 1.17 | 2.58 |
| 3BO92424 | G1.1/2″X11 | -24 | 110.00 | 104.50 | 55.00 | 38 | -24 | 0.69 | 1.52 |
| 3BO93232 | G2″X11 | -32 | 133.30 | 140.00 | 70.00 | 51 | -32 | 2.90 | 6.39 |

notes note notes Noten notas notas notlar заметки

# 3IC1

ISO 12 151-5

ENGLISH
**JIC Male 37° Cone**
ITALIANO
**Maschio JIC, cono a 37°**
FRANÇAIS
**Mâle JIC cône 37°**
DEUTSCH
**JIC Gewindezapfen 37° Dichtkonus**
ESPAÑOL
**Macho JIC, cono a 37°**
PORTUGUÊS
**Macho JIC, sede 37°**

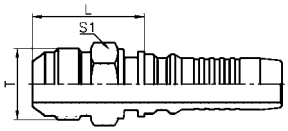

| | T | Dash Size | L mm | S1 mm | DN | Dash Size | kg/pc | lb/pc |
|---|---|---|---|---|---|---|---|---|
| 3IC11212 | 1.1/16″X12 | -12 | 42.00 | 27.00 | 19 | -12 | 0.17 | 0.38 |
| 3IC11616 | 1.5/16″X12 | -16 | 45.50 | 36.00 | 25 | -16 | 0.30 | 0.66 |

SERIES 3 | JIC

# 3JC1

ISO 12 151-5

ENGLISH
**JIC Female Swivel 37° Cone**
ITALIANO
**Femmina JIC, cono a 37°**
FRANÇAIS
**Femelle tournant JIC cône 37°**
DEUTSCH
**JIC 37° Dichtkonus mit Überwurfmutter**
ESPAÑOL
**Hembra JIC, cono a 37°**
PORTUGUÊS
**Femea giratória JIC, sede 37°**

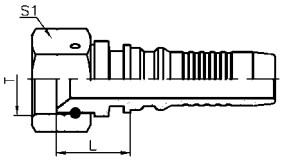

| | T | Dash Size | L mm | S1 mm | DN | Dash Size | kg/pc | lb/pc |
|---|---|---|---|---|---|---|---|---|
| 3JC11212 | 1.1/16″X12 | -12 | 26.50 | 32.00 | 19 | -12 | 0.12 | 0.26 |
| 3JC11616 | 1.5/16″X12 | -16 | 29.50 | 41.00 | 25 | -16 | 0.36 | 0.79 |
| 3JC12020 | 1.5/8″X12 | -20 | 32.50 | 50.00 | 31 | -20 | 0.60 | 1.32 |
| 3JC12424 | 1.7/8″X12 | -24 | 35.50 | 60.00 | 38 | -24 | On Demand | |
| 3JC13232 | 2.1/2″X12 | -32 | 29.00 | 75.00 | 50 | -32 | 2.17 | 4.78 |

SERIES 3 | JIC

# 3JC4

ISO 12 151-5

ENGLISH
**JIC Female Swivel 37° Cone, 45° Elbow**
ITALIANO
**Femmina JIC, cono a 37°, curvo a 45°**
FRANÇAIS
**Femelle tournant JIC cône 37°, coude 45°**
DEUTSCH
**JIC 37° Dichtkonus mit Überwurfmutter, 45°-Bogen**
ESPAÑOL
**Hembra JIC, cono a 37°, curvado 45°**
PORTUGUÊS
**Femea giratória JIC, sede 37°, curva 45°**

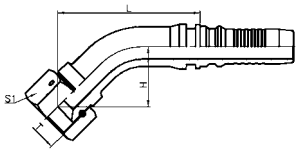

| | T | Dash Size | L mm | H mm | S1 mm | DN | Dash Size | kg/pc | lb/pc |
|---|---|---|---|---|---|---|---|---|---|
| 3JC41212 | 1.1/16″X12 | -12 | 78.50 | 33.50 | 32.00 | 19 | -12 | 0.31 | 0.68 |
| 3JC41616 | 1.5/16″X12 | -16 | 83.80 | 33.80 | 41.00 | 25 | -16 | 0.54 | 1.19 |
| 3JC42020 | 1.5/8″X12 | -20 | 100.80 | 32.00 | 50.00 | 31 | -20 | On Demand | |
| 3JC42424 | 1.7/8″X12 | -24 | 115.50 | 42.00 | 60.00 | 38 | -24 | On Demand | |
| 3JC43232 | 2.1/2″X12 | -32 | 130.00 | 50.50 | 75.00 | 51 | -32 | 2.41 | 5.31 |



For assembling instructions, please refer to our website: **www.anchorfluidsystems.com**

# 3JC9

**ISO 12 151-5**

ENGLISH
**JIC Female Swivel 37° Cone, 90° Elbow**

ITALIANO
**Femmina JIC, cono a 37°, curvo a 90°**

FRANÇAIS
**Femelle tournant JIC cône 37°, coude 90°**

DEUTSCH
**JIC 37° Dichtkonus mit Überwurfmutter, 90°-Bogen**

ESPAÑOL
**Hembra JIC, cono a 37°, curvado 90°**

PORTUGUÊS
**Femea giratória JIC, sede 37°, curva 90°**

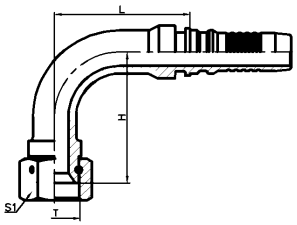

| | T | Dash Size | L mm | H mm | S1 mm | DN | Dash Size | kg/pc | lb/pc |
|---|---|---|---|---|---|---|---|---|---|
| 3JC91212 | 1.1/16"X12 | -12 | 69.00 | 58.00 | 32.00 | 19 | -12 | On Demand | |
| 3JC91616 | 1.5/16"X12 | -16 | 74.50 | 71.00 | 41.00 | 25 | -16 | 0.62 | 1.37 |
| 3JC92020 | 1.5/8"X12 | -20 | 99.50 | 78.00 | 50.00 | 31 | -20 | On Demand | |
| 3JC92424 | 1.7/8"X12 | -24 | 110.00 | 86.00 | 60.00 | 38 | -24 | On Demand | |
| 3JC93232 | 2.1/2"X12 | -32 | 133.30 | 140.00 | 75.00 | 51 | -32 | 2.93 | 6.46 |

notes note notes Noten notas notas notlar заметки

# 3OR1

ENGLISH
**ORFS Flat Seat Female Swivel**
ITALIANO
**Femmina ORFS a faccia piana**
FRANÇAIS
**Femelle tournant ORFS**
DEUTSCH
**ORFS Flachdichted mit Überwurfmutter**
ESPAÑOL
**Hembra ORFS de cara plana**
PORTUGUÊS
**Femea giratória ORFS, sede plana**

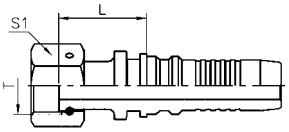

| | T | Dash Size | L mm | S1 mm | DN | Dash Size | kg/pc | lb/pc |
|---|---|---|---|---|---|---|---|---|
| 3OR11212N | 1.3/16″X12 | -12 | 40.50 | 36.00 | 20 | -12 | 0.26 | 0.57 |
| 3OR11616N | 1.7/16″X12 | -16 | 38.50 | 41.00 | 25 | -16 | 0.46 | 1.01 |
| 3OR12020 | 1.11/16″X12 | -20 | 48.00 | 50.00 | 31 | -20 | 0.68 | 1.50 |
| 3OR12424 | 2″X12 | -24 | 56.00 | 60.00 | 38 | -24 | On Demand | |

SERIES 3 | ORFS

# 3OR1-H

**ISO 12 151-1**

ENGLISH
**ORFS Flat Seat Female Swivel, Back Hexagon**
ITALIANO
**Femmina ORFS a faccia piana, doppio esagono**
FRANÇAIS
**Femelle tournant ORFS, avec six pans arrière**
DEUTSCH
**ORFS Flachdichted mit Überwurfmutter und Sechskant**
ESPAÑOL
**Hembra ORFS de cara plana, doble hexágono**
PORTUGUÊS
**Femea giratória ORFS, sede plana, com duplo sextavado**

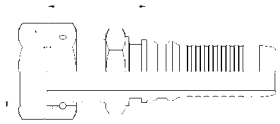

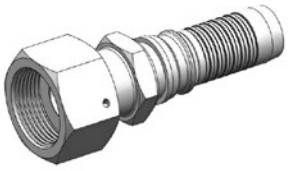

| | T | Dash Size | L mm | S1 mm | S2 mm | DN | Dash Size | kg/pc | lb/pc |
|---|---|---|---|---|---|---|---|---|---|
| 3OR11212H | 1.3/16″X12 | -12 | 46.00 | 30.00 | 36.00 | 20 | -12 | On Demand | |
| 3OR11616H | 1.7/16″X12 | -16 | 49.00 | 36.00 | 41.00 | 25 | -16 | On Demand | |
| 3OR12020H | 1.11/16X12 | -20 | 52.50 | 41.00 | 50.00 | 31 | -20 | On Demand | |

SERIES 3 | ORFS

# 3OR4

**ISO 12 151-1**

ENGLISH
**ORFS Flat Seat Female Swivel, 45° SWEM Elbow**
ITALIANO
**Femmina ORFS a faccia piana, SWEM curvo a 45°**
FRANÇAIS
**Femelle tournant ORFS, SWEM coude 45°**
DEUTSCH
**ORFS Flachdichted mit Überwurfmutter, SWEM 45°-Bogen**
ESPAÑOL
**Hembra ORFS de cara plana, SWEM curvado 45°**
PORTUGUÊS
**Femea giratória ORFS, sede plana, SWEM curva 45°**

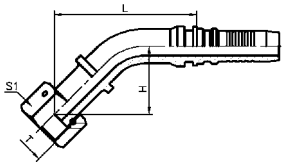




| | T | Dash Size | L mm | H mm | S1 mm | DN | Dash Size | kg/pc | lb/pc |
|---|---|---|---|---|---|---|---|---|---|
| 3OR41212N | 1.3/16″X12 | -12 | 73.20 | 28.00 | 36.00 | 20 | -12 | 0.37 | 0.82 |
| 3OR41616N | 1.7/16″X12 | -16 | 79.20 | 29.30 | 41.00 | 25 | -16 | 0.63 | 1.39 |
| 3OR42020 | 1.11/16″X12 | -20 | 98.70 | 32.00 | 50.00 | 31 | -20 | 1.04 | 2.29 |
| 3OR42424 | 2″X12 | -24 | 115.00 | 42.00 | 60.00 | 38 | -24 | On Demand | |



For assembling instructions, please refer to our website: **www.anchorfluidsystems.com**

# 3OR9

**ISO 12 151-1**

ENGLISH
**ORFS Flat Seat Female Swivel, 90° SWEM Elbow**

ITALIANO
**Femmina ORFS a faccia piana, SWEM curvo a 90°**

FRANÇAIS
**Femelle tournant ORFS, SWEM coude 90°**

DEUTSCH
**ORFS Flachdichted mit Überwurfmutter, SWEM 90°-Bogen**

ESPAÑOL
**Hembra ORFS de cara plana, SWEM curvado 90°**

PORTUGUÊS
**Femea giratória ORFS, sede plana, SWEM curva 90°**

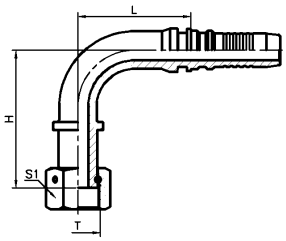

| | T | Dash Size | L mm | H mm | S1 mm | DN | Dash Size | kg/pc | lb/pc |
|---|---|---|---|---|---|---|---|---|---|
| 3OR91212N | 1.3/16"X12 | -12 | 64.50 | 58.00 | 36.00 | 20 | -12 | 0.42 | 0.93 |
| 3OR91616N | 1.7/16"X12 | -16 | 74.50 | 71.00 | 41.00 | 25 | -16 | 0.79 | 1.74 |
| 3OR92020 | 1.11/16"X12 | -20 | 99.50 | 78.00 | 50.00 | 31 | -20 | 1.20 | 2.65 |
| 3OR92424 | 2"X12 | -24 | 110.00 | 86.00 | 60.00 | 38 | -24 | On Demand | |

notes note notes Noten notas notas notlar заметки

# 3FL1

ISO 12 151-3

ENGLISH
**SAE Flange Code 61**
ITALIANO
**Flangia SAE Code 61**
FRANÇAIS
**Bride SAE Code 61**
DEUTSCH
**SAE Flansch Code 61**
ESPAÑOL
**SAE Brida código 61**
PORTUGUÊS
**Flange SAE código 61**

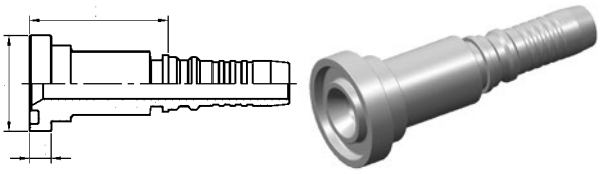

| | Dash Size | | L mm | D mm | L1 mm | DN | Dash Size | kg/pc | lb/pc |
|---|---|---|---|---|---|---|---|---|---|
| 3FL11212 | 3/4″ | -12 | 50.00 | 38.10 | 6.73 | 19 | -12 | 0.24 | 0.53 |
| 3FL11616 | 1″ | -16 | 54.00 | 44.40 | 8.00 | 25 | -16 | 0.38 | 0.84 |
| 3FL12020 | 1.1/4″ | -20 | 60.00 | 50.80 | 8.00 | 31 | -20 | 0.64 | 1.41 |
| 3FL12424 | 1.1/2″ | -24 | 70.00 | 60.30 | 8.00 | 38 | -24 | On Demand | |
| 3FL13232 | 2″ | -32 | 64.50 | 71.40 | 9.53 | 51 | -32 | On Demand | |



# 3FL4

ISO 12 151-3

ENGLISH
**SAE Flange Code 61, 45° Elbow**
ITALIANO
**Flangia SAE Code 61, curvo a 45°**
FRANÇAIS
**Bride SAE Code 61, coude 45°**
DEUTSCH
**SAE Flansch Code 61, 45°-Bogen**
ESPAÑOL
**SAE Brida código 61, curvado 45°**
PORTUGUÊS
**Flange SAE código 61, curva 45°**

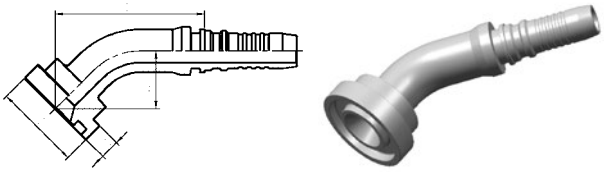

| | Dash Size | | L mm | H mm | D mm | L1 mm | DN | Dash Size | kg/pc | lb/pc |
|---|---|---|---|---|---|---|---|---|---|---|
| 3FL41212 | 3/4″ | -12 | 75.70 | 26.00 | 38.10 | 6.73 | 19 | -12 | 0.28 | 0.62 |
| 3FL41616 | 1″ | -16 | 82.00 | 32.00 | 44.40 | 8.00 | 25 | -16 | On Demand | |
| 3FL42020 | 1.1/4″ | -20 | 106.80 | 38.00 | 50.80 | 8.00 | 31 | -20 | On Demand | |
| 3FL42424 | 1.1/2″ | -24 | 117.00 | 44.00 | 60.30 | 8.00 | 38 | -24 | On Demand | |
| 3FL43232 | 2″ | -32 | 140.50 | 56.00 | 71.40 | 9.53 | 51 | -32 | On Demand | |



# 3FL9

ISO 12 151-3

ENGLISH
**SAE Flange Code 61, 90° Elbow**
ITALIANO
**Flangia SAE Code 61, curvo a 90°**
FRANÇAIS
**Bride SAE Code 61, coude 90°**
DEUTSCH
**SAE Flansch Code 61, 90°-Bogen**
ESPAÑOL
**SAE Brida código 61, curvado 90°**
PORTUGUÊS
**Flange SAE código 61, curva 90°**

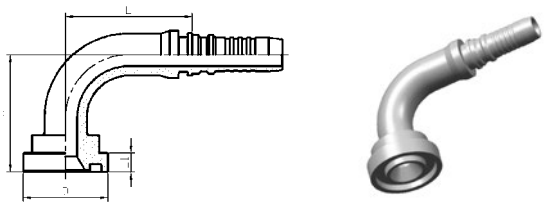

| | Dash Size | | L mm | H mm | D mm | L1 mm | DN | Dash Size | kg/pc | lb/pc |
|---|---|---|---|---|---|---|---|---|---|---|
| 3FL91212 | 3/4″ | -12 | 69.00 | 58.00 | 38.10 | 6.73 | 19 | -12 | 0.33 | 0.73 |
| 3FL91616 | 1″ | -16 | 74.50 | 70.00 | 44.40 | 8.00 | 25 | -16 | On Demand | |
| 3FL92020 | 1.1/4″ | -20 | 99.50 | 90.00 | 50.80 | 8.00 | 31 | -20 | 0.96 | 2.12 |
| 3FL92424 | 1.1/2″ | -24 | 110.00 | 104.00 | 60.30 | 8.00 | 38 | -24 | 1.40 | 3.09 |
| 3FL93232 | 2″ | -32 | 133.00 | 138.00 | 71.40 | 9.53 | 51 | -32 | On Demand | |

# 3FH1

**ISO 12 151-3**

ENGLISH
**SAE Flange Code 62**
ITALIANO
**Flangia SAE Code 62**
FRANÇAIS
**Bride SAE Code 62**
DEUTSCH
**SAE Flansch Code 62**
ESPAÑOL
**SAE Brida código 62**
PORTUGUÊS
**Flange SAE código 62**

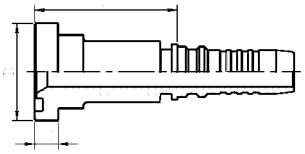

| | | | | | | | | | |
|---|---|---|---|---|---|---|---|---|---|
| | | Dash Size | L mm | | D mm | L1 mm | DN | Dash Size | kg/pc | lb/pc |
| 3FH11212 | 3/4″ | -12 | 52.50 | | 41.30 | 8.76 | 19 | -12 | 0.28 | 0.62 |
| 3FH11612 | 1″ | -16 | 55.50 | | 47.60 | 9.53 | 19 | -12 | 0.35 | 0.77 |
| 3FH11616 | 1″ | -16 | 58.50 | | 47.60 | 9.53 | 25 | -16 | 0.45 | 0.99 |
| 3FH12016 | 1.1/4″ | -20 | 66.00 | | 54.00 | 10.30 | 25 | -16 | 0.55 | 1.21 |
| 3FH12020 | 1.1/4″ | -20 | 67.50 | | 54.00 | 10.30 | 31 | -20 | 0.75 | 1.65 |
| 3FH12420 | 1.1/2″ | -24 | 76.50 | | 63.50 | 12.57 | 31 | -20 | 0.94 | 2.07 |
| 3FH12424 | 1.1/2″ | -24 | 77.00 | | 63.50 | 12.57 | 38 | -24 | 1.08 | 2.38 |
| 3FH13224 | 2″ | -32 | 87.00 | | 79.40 | 12.57 | 38 | -24 | On Demand | |
| 3FH13232 | 2″ | -32 | 84.00 | | 79.40 | 12.57 | 51 | -32 | 1.84 | 4.06 |



# 3FH4

**ISO 12 151-3**

ENGLISH
**SAE Flange Code 62, 45° Elbow**
ITALIANO
**Flangia SAE Code 62, curvo a 45°**
FRANÇAIS
**Bride SAE Code 62, coude 45°**
DEUTSCH
**SAE Flansch Code 62, 45°-Bogen**
ESPAÑOL
**SAE Brida código 62, curvado 45°**
PORTUGUÊS
**Flange SAE código 62, curva 45°**

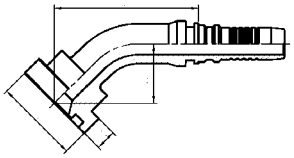

| | | | | | | | | | | |
|---|---|---|---|---|---|---|---|---|---|---|
| | | Dash Size | L mm | H mm | D mm | L1 mm | DN | Dash Size | kg/pc | lb/pc |
| 3FH41212 | 3/4″ | -12 | 75.70 | 26.00 | 41.30 | 8.76 | 19 | -12 | On Demand | |
| 3FH41612 | 1″ | -16 | 81.70 | 32.00 | 47.60 | 9.53 | 19 | -12 | 0.39 | 0.86 |
| 3FH41616 | 1″ | -16 | 82.00 | 32.00 | 47.60 | 9.53 | 25 | -16 | 0.50 | 1.10 |
| 3FH42016 | 1.1/4″ | -20 | 88.00 | 38.00 | 54.00 | 10.29 | 25 | -16 | 0.37 | 0.82 |
| 3FH42020 | 1.1/4″ | -20 | 107.00 | 38.00 | 54.00 | 10.29 | 31 | -20 | 0.92 | 2.03 |
| 3FH42420 | 1.1/2″ | -24 | 112.80 | 44.00 | 63.50 | 12.57 | 31 | -20 | 1.12 | 2.47 |
| 3FH42424 | 1.1/2″ | -24 | 117.00 | 44.00 | 63.50 | 12.57 | 38 | -24 | 1.34 | 2.95 |
| 3FH43224 | 2″ | -32 | 129.00 | 56.00 | 79.40 | 12.57 | 38 | -24 | On Demand | |
| 3FH43232 | 2″ | -32 | 140.50 | 56.00 | 79.40 | 12.57 | 51 | -32 | 2.47 | 5.45 |

# 3FH9

**ISO 12 151-3**

ENGLISH
**SAE Flange Code 62, 90° Elbow**
ITALIANO
**Flangia SAE Code 62, curvo a 90°**
FRANÇAIS
**Bride SAE Code 62, coude 90°**
DEUTSCH
**SAE Flansch Code 62, 90°-Bogen**
ESPAÑOL
**SAE Brida código 62, curvado 90°**
PORTUGUÊS
**Flange SAE código 62, curva 90°**

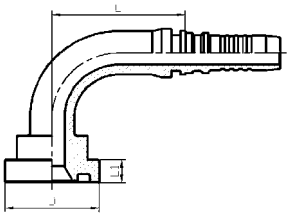

| | | | | | | | | | | |
|---|---|---|---|---|---|---|---|---|---|---|
| | Dash Size | | L mm | H mm | D mm | L1 mm | DN | Dash Size | kg/pc | lb/pc |
| 3FH91212 | 3/4″ | -12 | 71.00 | 58.00 | 41.30 | 8.76 | 19 | -12 | 0.37 | 0.82 |
| 3FH91612 | 1″ | -16 | 69.00 | 70.00 | 47.60 | 9.53 | 19 | -12 | 0.43 | 0.95 |
| 3FH91616 | 1″ | -16 | 74.50 | 70.00 | 47.60 | 9.53 | 25 | -16 | 0.60 | 1.32 |
| 3FH92016 | 1.1/4″ | -20 | 74.50 | 90.00 | 54.00 | 10.29 | 25 | -16 | 0.87 | 1.92 |
| 3FH92020 | 1.1/4″ | -20 | 99.50 | 90.00 | 54.00 | 10.29 | 31 | -20 | 1.08 | 2.38 |
| 3FH92420 | 1.1/2″ | -24 | 99.50 | 104.00 | 63.50 | 12.57 | 31 | -20 | On Demand | |
| 3FH92424 | 1.1/2″ | -24 | 110.00 | 104.00 | 63.50 | 12.57 | 38 | -24 | 1.67 | 3.68 |
| 3FH93224 | 2″ | -32 | 110.00 | 138.00 | 79.40 | 12.57 | 38 | -24 | On Demand | |
| 3FH93232 | 2″ | -32 | 133.00 | 138.00 | 79.40 | 12.57 | 51 | -32 | On Demand | |

notes note notes Noten notas notas notlar заметки

# 3NP1

**SAE J476a**

ENGLISH
**NPTF Male Port Connection**

ITALIANO
**Maschio NPTF**

FRANÇAIS
**Mâle NPTF**

DEUTSCH
**NPTF Einschraubzapfen**

ESPAÑOL
**Macho NPTF**

PORTUGUÊS
**Macho NPTF**

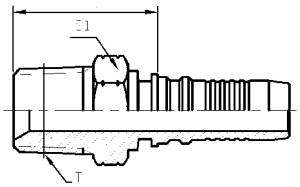

| | T | Dash Size | L mm | S1 mm | DN | Dash Size | kg/pc | lb/pc |
|---|---|---|---|---|---|---|---|---|
| 3NP11212 | NPTF3/4"X14 | -12 | 40.50 | 27.00 | 19 | -12 | On Demand | |
| 3NP11616 | NPTF1"X11.5 | -16 | 50.50 | 36.00 | 25 | -16 | On Demand | |
| 3NP12020 | NPTF1.1/4"X11.5 | -20 | 54.50 | 46.00 | 31 | -20 | On Demand | |
| 3NP12424 | NPTF1.1/2"X11.5 | -24 | 57.50 | 50.00 | 38 | -24 | On Demand | |
| 3NP13232 | NPTF2"X11.5 | -32 | 57.50 | 65.00 | 51 | -32 | On Demand | |

notes note notes Noten notas notas notlar заметки

notes note notes Noten notas notas notlar заметки

notes note notes Noten notas notas notlar заметки

notes note notes Noten notas notas notlar заметки

Company Caterpillar Fluid Systems Srl is not responsible for misprints or errors. Company Caterpillar Fluid Systems Srl reserves the right to modify product constructions due to technical developments and/or quality improvements without further notice. Technical data, characteristics and suggested applications of the products have only an illustrative purpose, and do not imply a specific guarantee for a particular use. For detailed information, please contact our sales department.

La Società Caterpillar Fluid Systems Srl declina ogni responsabilità legata a errori di stampa o inesattezze. La Società Caterpillar Fluid Systems Srl si riserva il diritto di modificare, senza preavviso alcuno, le strutture dei prodotti in conseguenza a sviluppi tecnici e/o qualitativi che dovessero rendersi necessari per il miglioramento degli stessi. I dati tecnici, le caratteristiche e le applicazioni raccomandate hanno solo scopo illustrativo e non implicano specifica garanzia da parte nostra per usi particolari. Per informazioni dettagliate, prego inoltrare specifica richiesta al nostro ufficio vendite.

La Société Caterpillar Fluid Systems Srl décline toute responsabilité liée aux erreurs d'impression et à toutes autres erreurs, en général. La Société Caterpillar Fluid Systems Srl se réserve le droit de modifier, sans aucun préavis, les produits de ce catalogue suite à des développements techniques et/ou qualitatifs. Les données techniques, les caractéristiques et les applications recommandées sont donnèes à titre explicatif et n'impliquent pas de garantie spécifique pour une utilisation particulière. Pour tous renseignements détaillés, merci de contacter notre Service Clientéle.

Caterpillar Fluid Systems Srl übernimmt keine Haftung für Irrtümer und Druckfehler. Caterpillar Fluid Systems Srl behält sich das Recht vor, Schlaucharmaturen auf Grund technischer Weiterentwicklungen oder Qualitätsverbesserung ohne vorherige Ankündigung zu modifizieren. Technische Daten, Eigenschaften und vorgeschlagene Anwendungen dienen nur der Veranschaulichung und schließen eine spezifische Garantie für einen bestimmten Gebrauch nicht ein. Für ausführliche Informationen setzen Sie sich bitte mit unserer Verkaufsabteilung in Verbindung.

La Sociedad Caterpillar Fluid Systems Srl declina cada responsabilidad atada a errores de imprenta y imprecisiones. La Sociedad Caterpillar Fluid Systems Srl se reserva el derecho a modificar, sin algun preaviso, las estructuras de los productos como consecuencia a desarrollos técnicos e/o cualitativos por la mejoría de los mismos. Los datos técnicos, las características y las aplicaciones recomendadas sólo tienen objetivo explicativo y no implican en una específica garantía de nuestra parte para usos particulares. Para más información, por favor contacte nuestro departamento de ventas.

A Caterpillar Fluid Systems Srl não é responsável por nenhum erro de impressão ou outras imprecisões. A Caterpillar Fluid Systems Srl se reserva o direito de alterar sem nenhum pré-aviso as estruturas dos produtos devido a desenvolvimentos técnicos e/ou melhorias de qualidade das mesmas. Os dados técnicos, as características e as aplicações sugeridas dos produtos têm propósito somente ilustrativo e não constituem em uma garantia específica de nossa parte para usos particulares. Para maiores informações, por favor contatar nosso departamento de vendas.

Caterpillar Fluid Systems Srl Şirketi, baskı hataları ve yanlışlıklarına ilişkin hiçbir sorumluluk kabul etmez. Caterpillar Fluid Systems Srl Şirketi, ürünlerin iyileştirilmesi için gerekli olabilecek teknik ve/veya kalite geliştirmeleri neticesi olarak, herhangi bir haber vermeden, ürünlerin yapısında değişiklik yapma hakkını saklı tutar. Teknik veriler, özellikler ve önemle tavsiye edilen uygulamalar sadece açıklama amacını taşır ve özel kullanımlar için tarafımızdan verilen özel bir garanti anlamını taşımazlar. Detaylı bilgi için spesifik talebinizi satış dairemize göndermeniz rica edilir.

Фирма "Caterpillar Fluid Systems Srl" не несет никакой ответственности связанной с опечатками или неточностей. Фирма "Caterpillar Fluid Systems Srl" оставляет за собой право на внесение изменений, без никакого предварительного уведомления, в структурах изделий в результате технических и/или качественных разработок, необходимых для улучшения самых изделий. Технические данные, характеристики и рекомендуемые применения являются только иллюстрациями и не подразумевают конкретные гарантии с нашей стороны для конкретного использования. Для получения подробной информации, просим отправить запрос в наш департамент продажи.

CM_2015-11d www.mekko.ch

ANCHOR®

**Caterpillar Fluid Systems**

© Caterpillar Fluid Systems Srl

REGISTERED AND ADMINISTRATIVE OFFICE
via Gobetti 2a, Palazzo C
20063 Cernusco sul Naviglio (Milan) - Italy
Phone: +39 02 92392 611 · Fax: +39 02 92392 699